

GUILFORD ART CENTER: CREATING ART & COMMUNITY

REGISTER NOW!

Register online at guilfordartcenter.org.

FINANCIAL AID

Deadline: September 12

Financial aid is available for adults and children based on need and interest. Forms are available on our website (see Financial Aid, under SCHOOL tab) and should be emailed to info@guilfordartcenter.org or mailed to GAC, PO Box 589, Guilford, CT 06437.

CANCELLATION, REFUND, AND PRIVACY POLICIES

If a program is oversubscribed when a student's payment is received, the student will be notified and the full amount will be refunded or may be applied toward another course. If a class or workshop is canceled due to insufficient enrollment, students will be notified and full tuition will be refunded or may be applied toward another course. Students who withdraw from a class or workshop up to two weeks before the first class are eligible for a full refund. Up to one week before the first class, students who withdraw are eligible for a credit, less a \$25 registration fee. After that, consideration can only be given with a written medical excuse, or in the case of other extraordinary circumstances. Credits may only be for classes going forward from the date excuse is received by Guilford Art Center.

Students missing a regularly scheduled class will not receive a refund or a makeup class.

Classes not held due to bad weather or instructor's absence will be rescheduled, usually at the end of the semester. Call 203.453.5947 for weather cancellations, which will be announced on the main message line.

GUILFORD ART CENTER reserves the right to change its calendar, withdraw or modify course of instruction or substitute instructors at anytime.

GUILFORD ART CENTER is committed to your privacy. We will always make sure that any personal information you provide is kept confidential. It will not be sold or shared. Your email address may be used to keep you informed of current and upcoming GAC programs and events.

GAC is handicapped accessible.

FALL 2021

Finding Strength in Art

TO REGISTER

Go to www.guilfordartcenter.org for a list of classes and to register.

HAVE QUESTIONS?

Contact us at 203-453-5947 or info@guilfordartcenter.org, Mon-Fri, 9AM-5PM.



THE BOWLS ARE BACK! Save the date for GAC's annual Soup for Good TO GO event, Sunday, November 21, pick-up 2-4pm. Tickets are \$40 and include a handmade bowl by GAC potters, choice of homemade soups, bread, wine and a sweet. The GAC Holiday Shop will be open that day, and participants will receive a coupon to shop. Stay tuned for ticketing info.

New Shop Hours

There are more opportunities to shop GAC now! We're expanding the SHOP open hours beginning September 7. Monday- Saturday, 10am-4pm and Sundays 12-4pm.

The Holiday Shop

HOLIDAY SHOPPING IS BACK
Find special gifts made with care by American artists and makers at our annual holiday sale. Doors will open November 1 - January 9.

BECOME A MEMBER NOW!

SUPPORT GUILFORD ART CENTER AND
SAVE 10% ON CLASSES & WORKSHOPS AND MORE!



ADULT FALL CLASSES

Classes are open to all levels unless otherwise noted; adult classes open to ages 13+. Make sure to view full class descriptions on www.guilfordartcenter.org; there may be required supplies for a class not listed in this catalog.

BEADING

INTRO TO BEADED JEWELRY WORKSHOP

Lynn Sheft

Saturday, September 25
1:00PM - 4:00PM

If you've always wanted to make beaded jewelry, but you don't know a crimp from a clamp, this class is for you. You will learn how to make a beautiful gemstone necklace. (Natural gemstones supplied may vary from necklace shown due to market availability.) These skills will also be helpful in repairing your old fashion jewelry. Please bring chain nose pliers (not from your toolbox), round nose pliers, flush cutters, tape measure, bead mat or placemat, and magnification if you need it. **Fee payable with tuition \$40.00.**

Tuition \$39.00
Members \$35.10


INTRO TO KUMIHIMO WORKSHOP

Lynn Sheft

Saturday, October 9
1:00PM - 5:00PM

Learn Kumihimo (pronounced coo'me-he-moe), an ancient Japanese method of braiding cords. Learn how to braid the cords and then integrate seed beads, with a toggle clasp, to create a stunning bracelet. The finished product may look complicated, but making Kumihimo jewelry is easy. The tools required are a Kumihimo disk, eight plastic bobbins to hold the cords, and a Kumihimo weight. Supplies provided are collapsible beading needle, nylon cord, two colors of size 8/0 seed beads, cones, jump rings, wire and a clasp. Bracelet kits will be supplied in a various color combinations. **Fee payable with tuition \$45.00.**

Tuition \$52.00
Members \$46.80



Exploring Charcoal Drawing with Lisa Arnold

CROWN BAIL FOR DONUT PENDANT WORKSHOP

Lynn Sheft

Saturday, October 30
1:00PM - 4:00PM

Most people admire donut gemstones, but they don't know what to do with them except tie a cord around them. This bail uses two gauges of wire which you will learn to weave together in creating this unique design. Learn how to incorporate beads to add sparkle. Tools required for this workshop include tape measure, chain nose pliers (not from your toolbox), round nose pliers, flush cutters, a bead mat or placemat and magnification if you need it. Experience with wire helpful but not required. **Fee payable with tuition \$16.00.**

Tuition \$39.00
Members \$35.10

BLACKSMITHING

BLACKSMITHING 101

Mace Vitale

Session A: 4 Tuesdays, begins

November 2 (no class November 16)

Session B: 4 Tuesdays begins December 7
6:00PM - 9:00PM

This class will introduce students to the basics of forging steel to shape using a hammer and an anvil. **Fee payable with tuition \$45.00.**

Tuition \$300.00
Members \$270.00

OPEN FORGE

Mace Vitale

Session A: 5 Wednesdays begins September 1

Session B: 4 Wednesdays begins October 6

Session C: 4 Wednesdays begins November 3

Session D: 5 Wednesdays begins December 1
6:00PM - 9:00PM

Here is a chance for Blacksmithing and Bladesmithing students to continue projects they have started, or start a new project they have been wanting to do under the guidance of a working smith. Projects will be tailored to the individual student. Pre-requisite of a beginner blacksmith or bladesmith class. **Fee payable with tuition \$20.00.**

Session A & D Tuition \$337.50
Members \$303.75

Session B & C Tuition \$270.00
Members \$243.00

Prospective GAC students are encouraged to apply for FINANCIAL AID if it will better enable them to enroll in classes. Financial aid is based on need. Awards generally defray a portion of tuition to allow as many students as possible to participate in programs. Aid may be limited to classes that do not otherwise have full enrollment. Deadline is September 12.
Click here to download and print a financial aid form.
For more information, please email info@guilfordartcenter.org.

INTRO TO BLACKSMITHING WORKSHOP

Mace Vitale

Session A: Saturday - Sunday, September 4-5

Session B: Saturday - Sunday, December 4-5

10:00AM - 4:00PM

This workshop will introduce students to the basics of forging steel to shape using a hammer and an anvil. **Fee payable with tuition \$45.00.**

Tuition \$300.00

Members \$270.00

THE WAR HAMMER WORKSHOP

Mace Vitale

Saturday - Sunday, September 25 - 26

10:00AM - 5:00PM

In this weekend workshop students will hot punch holes in 1 1/4" round bar, split the face of the hammer and then forge a spike off the back end. Heat treat and hickory handles... then some testing on a steel drum!. **Fee payable with tuition \$60.00.**

Tuition \$350.00

Members \$315.00

JEWELRY FROM THE FORGE WORKSHOP

Marsha Trattner

Saturday - Sunday, October 2 - 3

10:00AM - 4:00PM

Learn to make unique jewelry in a unique way—from forged steel. This class will teach you hand forging techniques to transform steel into rings, necklaces, and cuffs. **Fee payable with tuition \$45.00.**

Tuition \$385.00

Members \$346.50

MAKING A TOMAHAWK WORKSHOP

Aidan Garrity

Saturday - Sunday, October 9 - 10

10:00AM - 5:00PM

Students will create a tomahawk using the slit and drift method. The instructor will also demonstrate the wrap and weld method and explain the variations. Topics covered will include forming the shape of the head, drifting the eye, fitting a handle, grinding and polishing the bit, heat treating, and sharpening. **Fee payable with tuition \$30.00.**

Tuition \$350.00

Members \$315.00

THE BOWIE KNIFE WORKSHOP

Mace Vitale

Thursday - Monday, October 21 - 25

10:00AM - 5:00PM

The Bowie Knife is one of America's most famous knives steeped in history and legend. In this five day intensive students will learn the ins and outs of forging, grinding, and heat treating this iconic blade. Once the blades are ready students will create a guard and handle using steel and wood. Attention will be made to the feel and balance of these knives as well as the edge geometry and performance. Pre-requisite of a beginner blacksmith or bladesmith class. **Fee payable with tuition \$45.00.**

Tuition \$875.00

Members \$787.50

MAKING COOKING UTENSILS WORKSHOP

Marsha Trattner

Saturday - Sunday, October 30 - 31

10:00AM - 4:00PM

This class will teach you basic skills to make useful kitchen and BBQ utensils, emphasizing hand forging and individual expression. Transform steel round, square and flat stock, as well as sheet metal, into your choice of bottle openers, hooks, bowls, cheese knives, spoons, egg spoons, skewers, steak turners, BBQ forks, spatula, ladle or small pan. Drawing down, slitting, twisting, spreading, scrolling, stretching and planishing are some of the techniques. **Fee payable with tuition \$45.00.**

Tuition \$385.00

Members \$346.50

THE FORGED VIKING SEAX WORKSHOP

Emiliano Carrillo

Saturday - Monday, November 6 - 8

10:00AM - 5:00PM

Forge a historically inspired seax. We will explore the form using original examples as a push-off point to create authentic everyday use blades. The emphasis of this class will be on the marriage of aesthetics and function to create a tool for hard work that looks beautiful. **Fee payable with tuition \$55.00.**

Tuition \$673.75

Members \$606.37

INTRO TO THE HAND FORGED BLADE WORKSHOP

Mace Vitale

Session A: Saturday - Sunday,

November 13-14

Aidan Garrity

Session B: Saturday - Sunday,

December 18-19

10:00AM - 5:00PM

This weekend workshop will cover the basics of forging, grinding, heat treating, and sharpening of a small utility knife. The instructor will discuss fit and finish, overall knife design, how to sharpen and care for knives, and how to begin making knives on your own. Students should expect to forge several blades over the weekend, and get at least one to the point of a usable knife. **Fee payable with tuition \$45.00.**

Tuition \$350.00

Members \$315.00

ATTENTION BLACKSMITHING STUDENTS!

Students will need safety glasses, leather work gloves, (welding gauntlets not needed) and should wear jeans, a non-flammable cotton shirt and/or jacket, and closed-toed boots or leather shoes. Our forge is an outdoor building that is only semi-enclosed; please dress accordingly. For full-day workshops, please bring a lunch to be on the safe side, as there may or may not be time to get food during a lunch break.

THE ART OF THE JAPANESE BLADE WORKSHOP

Mace Vitale

Thursday - Monday, November 18 - 22
10:00AM - 5:00PM

In this 5-day intensive students will learn to forge a traditional Japanese tanto blade. The blades will be ground and filed clean. Heat treat will be done with a clay coating to create the "Hamon" or hardening line separating the hard edge from the soft spine. Blades will then be polished and etched to reveal their true beauty. **Fee payable with tuition \$70.00.**

Tuition \$875.00

Members \$787.50

FIREPLACE TOOLS WORKSHOP

Greg AmEnde

Saturday - Sunday, November 27 - 28
10:00AM - 4:00PM

This weekend class will cover the making of a set of fire place tools (poker, brush, ash shovel). You will learn the basics of black-smithing, including tapering (drawing out) forge welding, bending, riveting and setting down. **Fee payable with tuition \$50.00.**

Tuition \$300.00

Members \$270.00

FORGING TONGS WORKSHOP

Greg AmEnde

Saturday - Sunday, December 11 - 12
10:00AM - 4:00PM

In this workshop students will learn the basic techniques of forging blacksmiths' tongs. We will go through the basic process and explore different jaw styles that will enable you to hold multiple projects and stock configurations: flat, round, square and irregular pieces. This class will seek to teach students the skills to make this crucial smith's tool as needed. This workshop is intended for students who have some forging experience and good hammer control but beginners are also welcome. We will concentrate on the forging of smaller tongs and students can expect to bring home 2 or 3 pairs of finished tongs. **Fee payable with tuition \$45.00.**

Tuition \$300.00

Members \$270.00

CERAMICS

LEARNING NEW WAYS WITH CLAY

Alice Chittenden

10 Mondays begins September 20
9:30AM - 12:30PM

This class is designed for students with all levels of experience or none at all. The instructor's approach to teaching is two-fold: providing students with a solid foundation of basic clay-working skills and helping to grow their skill set in order to learn techniques which will help them make the types of pots or sculpture they would like to make. Both wheel-throwing and hand building techniques will be taught. Surface treatments and glazing are an important part of ceramics and they will also be covered. A raku firing will take place during the last class. Tuition includes bench time. **Fee payable with tuition \$30.00.**

Tuition \$390.00

Members \$351.00

FROM FORM TO FUNCTION

Deborah Staub Luft

10 Mondays begins September 20
7:00PM - 10:00PM

For those who see pots and think food: learn wheel throwing, designing and glazing techniques with an eye to function. This class is for students of all experience levels and centers on structured, hands-on instruction for new students while more experienced students can develop their skills to make larger and more complex forms through teacher demonstrations and individualized instruction. Tuition includes bench time. **Fee payable with tuition \$30.00.**

Tuition \$390.00

Members \$351.00

EXPRESSION IN CLAY

David Frank

10 Tuesdays begins September 21
12:30PM - 3:30PM

Come and join this class, where we will use our clay to create forms that are meant to be used to eat, drink, and be merry. Plenty of time will be devoted to slips and glazes to give the pots the color and patterns that they need to excite their user. With loads of individual attention and input from you, the student, we will explore a vast range of processes that potters have used to create their work. Join us for some fun. **Fee payable with tuition \$30.00.** Tuition includes bench time.

Tuition \$390.00

Members \$351.00

INTRO TO THE POTTER'S WHEEL & BEYOND

Claudia Schiavone

10 Tuesdays begins September 21
6:30PM - 9:30PM

New students will learn the fundamentals of wheel throwing, trimming, and glazing. Continuing students should come with a more challenging project that we can work on together. Hand-builders are always welcome! **Fee payable with tuition \$30.00.** Tuition includes bench time.

Tuition \$390.00

Members \$351.00

CERAMIC SCULPTURE

Lisa Wolkow

10 Wednesdays begins September 22
9:30AM - 12:30PM

For experienced students who would like to work sculpturally in clay, taking full advantage of everything that a ceramics studio can offer. Students will be introduced to ways of experimenting, working and thinking as sculptors, as well as techniques for constructing forms, building surfaces and firing. Students with a background in wheel work may want to explore hand building skills in conjunction with thrown forms. Tuition includes bench time. **Fee payable with tuition \$30.00**

Tuition \$390.00

Members \$351.00



Sewing 101 with Claudia Mathison

POTTERY FOR ALL LEVELS

Louise Harter

10 Thursdays begins September 23
7:00PM - 10:00PM

We will focus on mastering the skills to make dishes for food, covering clay preparation, forming pots on the wheel, trimming, pulling handles, and glazing. Students with prior experience will have the opportunity to further their skills through individual coaching and critique. No prior experience is required; if you have always wanted to try pottery, this class is for you. Part of every class will be dedicated to demonstrations and examining well-crafted pots. **Fee payable with tuition \$30.00.** Tuition includes bench time. Note: no class 11/25.

Tuition \$390.00
Members \$351.00

2 HEADS ARE BETTER THAN 1 (OR 4 HANDS ARE BETTER THAN 2)

Anita Griffith, Robert Parrott

10 Fridays begins September 24
9:00AM - 12:00PM

Alternating weeks of instruction, veteran instructors Anita Griffith and Robert Parrott will offer a comprehensive survey of hand building and wheel throwing, with an emphasis on form, function, and development of personal style and expression. Learn about pottery shapes and uses, from cups, bowls and plates to vases, bottles and teapots. Beginners will learn the basics of forming and glazing. Intermediate and advanced students will be challenged to work toward more refined products and to design independent projects with guidance and demonstrations. **Fee payable with tuition \$30.00.** Tuition includes bench time.

Tuition \$390.00
Members \$351.00



Expressive Collage with Dolores Marchese

BEGINNING POTTERY

Justin Gerace

10 Fridays begins September 24
2:00PM - 5:00PM

No experience or artistic ability needed for this pottery wheel class. If you have ever wanted to learn how to make ceramics on the wheel then this class is the right fit for you. Come learn all the basic techniques and beginning steps to make successful pottery on the wheel, including wedging, shaping, trimming, decorating and glazing. **Fee payable with tuition \$30.00.** Tuition includes bench time.

Tuition \$390.00
Members \$351.00

FRIDAY NIGHT POTTERY WORKSHOP

Claudia Schiavone

Session A: Friday September 24
Session B: Friday October 22
6:30PM - 9:30PM

Come join us as we play in the mud and have fun! In this one-night workshop you will hand build and glaze a unique piece. Enjoy a creative night out with friends or come and make new ones. Finished pieces will be available for pick up 2 to 3 weeks later. **Fee payable with tuition \$15.00.**

Tuition \$50.00
Members \$45.00

DRAWING

DRAWING FOR ALL

Scott Paterson

10 Mondays begins September 20
10:00AM - 12:00PM

We'll draw with graphite pencil, learning about line, dark and light values, composition and more. We'll turn the ordinary into the sublime, working from a still life (and other things) of your design. Please bring a few soft pencils (6B to 9B) and a 9"x12" sketchpad to the first class.

Tuition \$260.00
Members \$234.00

BEGINNING DRAWING – EVENING EDITION

Patricia Meglio

10 Thursdays begins September 23
6:30PM - 8:30PM

Learn how to draw starting with basic shapes using pencils and charcoal. Learn how to grid a photo and transfer design to another surface. From life, learn shading and size proportions using still life setups. The class will also cover the basics of linear perspective and how to draw the human form.

Tuition \$260.00
Members \$234.00

EXPLORING CHARCOAL DRAWING

Lisa Arnold

4 Thursdays begins October 7
10:00AM - 12:00PM

Once a drawing tool for the great masters, charcoal is a wonderful medium to work with to learn about light and dark shading, form, and other techniques. We will draw and blend with specific charcoal supplies. Explore still-life set-ups, study hands, eyes, and much more. This moody medium allows you to show off new skills as well as learn how to "control" charcoal.

Tuition \$104.00
Members \$93.60

THE FINE LINE & DELICACY OF PEN & INK WORKSHOP

Lisa Arnold
Sunday, October 24
1:00PM - 3:00PM

One of the more quiet mediums, pen and ink can give you subtle and fragile line, and can create shadow and value with cross-hatching, stippling and using long and graceful strokes. Learn the distinctive qualities of this beautiful art form.

Tuition \$26.00
Members \$23.40

DRAWING IN CHARCOAL & PENCIL WORKSHOP

Dolores Marchese
Saturday, November 6
1:00PM - 4:00PM

A great workshop for learning to draw. We will gain an understanding of form and the use of light and dark values to depict three dimensional objects. Students will be given a demonstration on how to achieve proportion in drawing using charcoal or pencils. Simple perspective will be taught. **Fee payable with tuition \$5.00.**

Tuition \$39.00
Members \$35.10

FIBER

TATTOO YOUR SWEATER

Marsha Borden
5 Mondays begins September 20
4:00PM - 6:00PM

Do you have a great sweater in your closet that's just a little plain? Let's make it special! Bring your pullovers and cardigans and learn some big embroidery techniques to infuse new life into your garments. This class is designed for those who know how to embroider, those who learned to embroider once upon a time and those who haven't yet learned to embroider. Your instructor will provide basic instruction in a few of her favorite, easy-to-learn embroidery stitches. Each session will begin with one specific stitch, with practice time to follow. Some crewel wool and tapestry yarn will be provided for practicing. If you are particular about colors, please bring your own. Yarn needles provided. Please note: no class 10/11.

Tuition \$130.00
Members \$117.00

CONSCIOUS CLOTH

Eva Polizzi
9 Thursdays begins September 23
10:00AM - 1:00PM

This class is inviting participants to create positive impact through learning skills connected to cloth. We will explore a variety of hand-sewing and embroidery techniques including Japanese Sashiko and Indian Kantha stitching, along with visible mending and decorative surface treatments. Students will record explorations in a stitch journal and will work on small-scale personal projects, such as embellishing denim, repairing heirloom keepsakes, or giving neglected textile items a second chance. We will look at the work of various fiber artists for inspiration and sustainable, nature friendly textile practices. Participants will mostly use what they have or can source easily. A carefully curated kit to get started will be included in the materials fee. **Fee payable with tuition \$30.00.**

Tuition \$351.00
Members \$315.90

SEWING 101

Claudia Mathison
4 Fridays begins October 1
9:30AM - 12:30PM

Ideal for the beginning sewist or those in need of a review. Master proper hemming and measuring, rotary cutting skills and patchwork techniques. Gain confidence with machine sewing while stitching a zippered pouch and envelope pillow. Sewing machines provided or bring your own. **Fee payable with tuition \$30.00.**

Tuition \$156.00
Members \$140.40

TEXTILE PRINTING

Claudia Mathison
4 Fridays begins October 29
9:30AM - 12:30PM

Experiment with a variety of printing techniques while becoming familiar with proper carving tools, textile paints, inks, fabric and papers. Basic material will be provided although students may wish to purchase additional supplies. **Fee payable with tuition \$30.00.**

Tuition \$156.00
Members \$140.40

BLUE ALCHEMY WORKSHOP

Eva Polizzi
Saturday - Sunday, October 2 - 3
10:00AM - 3:00PM

Participants in this intensive workshop will dip deeper into the magical world of blue. Building on already existing knowledge of the indigo vat and dyeing process, lovers of blue are invited to consider projects based on West-African stitch resist or Japanese Sashiko embroidery techniques resulting in home furnishings or accessories. We will sample ideas and techniques on Saturday and allow for plenty of time for individual projects on Sunday. A working knowledge of indigo is required to have a satisfying experience. Materials for sampling along with the proper sewing implements will be provided. **Fee payable with tuition \$30.00.**

Tuition \$130.00
Members \$117.00

NATURE PRINTING ON FABRICS & PAPERS WORKSHOP

Claudia Mathison
Sunday, October 17
12:00PM - 4:00PM

Let's celebrate the season by gathering leaves, flowers, herbs and seed pods to ink and print on flour sack cloth, fabric and cards. Students are welcome to bring additional fabric items as well as nature gatherings for printing. Bring an apron or smock. **Fee payable with tuition \$20.00.**

Tuition \$52.00
Members \$46.80

STITCHED WISHES

Eva Polizzi
Saturday, October 30
11:00AM - 2:00PM

In this hands-on fun workshop, participants will make a set of greeting cards that will definitely stand out on the mantel. We'll stitch one-of-a-kind notecards to send our warmest wishes this holiday season using naturally dyed paper and cloth, beads, buttons and anything else we can think of. Participants are encouraged to bring scissors, rulers, x-acto knives and small collage materials. An assortment of paper with envelopes and stitching notions will be provided. **Fee payable with tuition \$15.00.**

Tuition \$39.00
Members \$35.10

GETTING THE BLUES-AN INDIGO DYE & SHIBORI WORKSHOP

Laura Berkowitz Gilbert
Sunday, November 7
1:00PM - 4:00PM

Dive into the wondrous world of blue with this introductory workshop in indigo dyeing. Students will dye with an organic indigo vat and explore the Japanese art of Shibori, a traditional method of folding and binding fiber to create patterns. Did you know that when you pull fiber out of an indigo vat it is green, and then turns blue as it oxidizes? It's a magical process and we will learn all about it! Included in the workshop are two 100% cotton tea towels, as well as a prepared organic indigo vat and equipment needed to bind and dye. Please bring a pair of long dishwashing gloves and consider wearing an apron or clothing you don't mind getting blue. There may be time at the end to dye more fiber so feel free to bring an additional item or two like a white shirt or cloth napkin made from natural fibers. **Fee payable with tuition \$30.00.**

Tuition \$39.00
Members \$35.10

NEEDLE BOOK/TREASURE BOOK WORKSHOP

Claudia Mathison
Sunday, November 14
12:00PM - 4:00PM

Explore embroidery and mark making stitches to embellish a fabric book to hold mementos and/or sewing items. A variety of fabric, notions, papers and beads will be provided although students are welcome to bring treasures as well. No sewing experience needed. **Fee payable with tuition \$20.00**

Tuition \$52.00
Members \$35.10

GLASS

STAINED GLASS

Eileen O' Donnell
4 Thursdays begins October 28
6:30PM - 8:30PM

This class is for beginning and experienced stained glass artists where you will build works of your choosing using the copper foil method. You will learn how to cut glass, foil and assemble pieces into windows, sun catchers, boxes, panel lamps, etc. There will be patterns for you to choose from or you can bring in any ideas you may have. This class will enable you to expand your skills and make beautiful color creations of light.

Tuition \$104.00
Members \$93.60

LAMP WORKED GLASS BEADS WORKSHOP

Stephanie Maddalena
Saturday - Sunday, November 6 - 7
10:00AM - 4:00PM

Students will learn to use a torch to melt glass rods, creating personalized colorful beads. Many decorating techniques will be demonstrated, including enamels, metal foils, flowers and more. **Fee payable with tuition \$25.00.**

Tuition \$325.00
Members \$292.50



Autumn Harvest Watercolors with Lisa Arnold

LEATHER

INTRO TO LEATHER WORKING

Katie Coleman
6 Wednesdays begins September 22
6:00PM - 8:30PM

Students will get an overview of different kinds of leather, tooling, sewing and finishing techniques, practicing these skills on small functional pieces, such as bookmarks, key-chains and bracelets before putting them all to use on larger projects. Students are suggested to either bring an apron or wear clothing that may get stained in the process.

Fee payable with tuition \$55.00. Please note: no class 10/27.

Tuition \$195.00
Members \$175.50

LEATHER HALLOWEEN MASKS WORKSHOP

Katie Coleman
Saturday, October 30
10:00AM - 5:00PM

Every goblin and ghoul loves a good mask and what better time to make one! Students will make a leather half mask that they have tooled, wet formed and dyed. Each mask will be as unique as the individual making it. This course will focus on teaching tooling skills, the wet forming process, discussions about choosing the right leather materials, finishing skills and basic pattern concepts. Join us to make something truly spooktacular that will last you for decades of Halloweens (and masquerade parties)! Students are suggested to either bring an apron or wear clothing that may get stained in the process. **Fee payable with tuition \$35.00.**

Tuition \$91.00
Members \$81.90

LEATHER DOG COLLAR & LEASH WORKSHOP

Katie Coleman

Saturday - Sunday, December 4 - 5
10:00AM - 5:00PM

"Man's Best Friend" deserves the very best and now you have the opportunity to make it for them! In this class students will learn basic tooling, finishing and sewing skills all while making your pet a wearable piece of art and a durable leash. This class is suitable for beginners as well as intermediate level students. All students will need to provide the weight and general size class of their dog prior to the class to ensure that the correct materials can be provided. Students are suggested to either bring an apron or wear clothing that may get stained in the process. **Fee payable with tuition \$60.00.**

Tuition \$182.00

Members \$163.80

LEATHER HOLIDAY ORNAMENTS WORKSHOP

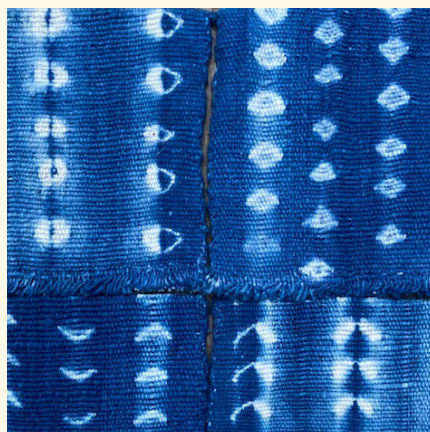
Katie Coleman

Wednesday December 8
6:00PM - 9:00PM

Take a break from the hustle and bustle to spend an evening being creative and festive! The holiday season is great for making new memories; what better way to do it than to learn a new skill and maybe making some gifts?! Students will make several ornaments of different styles using leather working tools and learn some basic leather working techniques. Students are suggested to either bring an apron or wear clothing that may get stained in the process. **Fee payable with tuition \$28.00.**

Tuition \$39.00

Members \$35.10



Blue Alchemy with Eva Polizzi

METALS

METALSMITHING

Linda Edwards

10 Tuesdays begins September 21
9:30AM - 12:30PM

Learn through demonstration, discussion, and hands on, how to create works of art made of fine metals. From jewelry to small sculpture, students will be introduced to the tools and techniques to manipulate copper, brass and silver. Students will learn sawing, filing, cold connections, soldering, surface textures, forming, fabricating, stone setting, and finishing. Other techniques will be introduced according to class interest. Guidance will be given to encourage creativity and develop design skills. Please be sure to attend the first class and bring a note book and writing utensil. **Fee payable with tuition \$30.00.**

Tuition \$390.00

Members \$351.00

ALL ABOUT METALS

Connie Pfeiffer

10 Tuesdays begins September 21
6:30PM - 9:30PM

Learn through demonstration, discussion, and hands on, how to create works of art made of fine metals. From jewelry to small sculpture, students will be introduced to the tools and techniques to manipulate copper, brass and silver. Students will learn sawing, filing, cold connections, soldering, surface textures, forming, fabricating, stone setting, and finishing. Other techniques will be introduced according to class interest. Guidance will be given to encourage creativity and develop design skills. Please be sure to attend the first class and bring a note book and writing utensil. **Fee payable with tuition \$30.00.**

Tuition \$390.00

Members \$351.00

METALS: BEYOND BASICS

Linda Edwards

10 Thursdays begins September 23
9:30AM - 12:30PM

This class is structured for the student with previous metalsmithing experience. Focus will be on enriching design vocabulary and addressing artistic intent. Students who wish to expand their design skills may participate in demonstrations and specialized exercises, while other students may choose to investigate independent concepts. Creativity and personal style are encouraged. Bring a sketch book to class. **Fee payable with tuition \$30.00.** Please note: no class 11/25.

Tuition \$390.00

Members \$351.00

INTRO TO JEWELRY/METALS

Michael Lake

10 Fridays begins September 24
10:00AM - 1:00PM

This course serves as an introduction to various techniques in jewelry and metal-working. Explore creative and artistic possibilities with an emphasis on design, metal forming, and fabrication, basic stone setting, surface embellishment, and creative problem solving. Through technical demonstrations, visual research, and critical dialogue students will develop skills to find their unique voice and express ideas in their jewelry and metal objects. Demonstrations will include sawing and pierce work, forming, and soldering. **Fee payable with tuition \$30.00.**

Tuition \$390.00

Members \$351.00



Working with Gold with Joy Raskin

METALSMITHING/RAISING

Michael Lake

10 Fridays begins September 24
2:00PM - 5:00PM

This course serves as an introduction to and exploration of the volumetric forming of metal. Techniques will focus on synclastic and anticlastic metal forming, resulting in bowls, cups, and tapered forms which can then be made into serving pieces. Emphasis will be also be placed on hand-wrought metals including advanced fabrication, forging, raising, and hollow forming, with a renewed emphasis on design and creative problem solving. We will explore the volumetric forming of metal from flat sheet, with a continued focus on artistic expression and advanced problem-solving skills. Technical demonstrations, visual research, and critical dialogue will propel students to find and solidify their unique voice and ideas. Demonstrations will include advanced techniques for hand wrought metals: raising, hollow-forming, forging, and basic mechanisms. **Fee payable with tuition \$30.00.**

Tuition \$390.00

Members \$351.00

DISCOVER PRECIOUS METAL CLAY

Nancy Karpel

Sunday, October 3
10:00AM - 3:30PM

Have fun working with Precious Metal Clay (PMC)! It looks and feels like clay, but is actually pure silver in an organic binder, and it requires no previous jewelry-making experience. You will learn all the basic information and techniques for forming, surface texturing, firing, and finishing PMC. Flush setting of lab grown gemstones will also be covered, and (optional) inexpensive stones can be purchased in class. Great for beginners, jewelry students, clay artists, bead makers, and others. You will have the opportunity to finish and take home your unique pieces of fine silver jewelry. Materials fee of approximately \$100 is payable to instructor at class and includes PMC, use of tools, supplies and handouts.

Tuition \$170.00

Members \$153.00

WORKING WITH GOLD WORKSHOP

Joy Raskin

Saturday, October 16
10:00AM - 5:00PM

Ever want to try your hand at working with gold? Add gold to your silver jewelry? Afraid of getting started? This workshop is for ideal for anyone who wants to step up their bench working skills and expand their metal palette. We will cover the different alloys and work mostly in 14kt yellow gold which is standard in the US. The instructor will demonstrate soldering gold to silver, how gold solder behaves in comparison to silver solder, how to solder gold bezels and set stones. We will make gold bezels, and learn to add gold settings to jewelry. We can recycle old gold jewelry by melting items down to make gold ingots that can be used to produce wire, bezel, beads for accenting silver, etc. Surface embellishment such as keumboo will be covered as well. Estimated cost of gold supplies \$50-\$200. Cost of gold materials \$40-\$150.

Tuition \$233.00

Members \$209.70

COMBINING GOLD & SILVER WORKSHOP

Joy Raskin

Sunday, October 17
10:00AM - 5:00PM

Are you ready to work with gold and add accents to your silver? We will cover the different alloys of gold, the different colors available from yellow gold, white gold, pink gold, and how to solder. We will do some keumboo on patterned silver sheet, make a gold bezel on a silver back, work with 18kt over sterling bi-metal, and gold-filled wire and sheet. Adding gold to silver brings out the beauty of metal and a lovely 2-tone effect. Estimated cost of materials \$15 to \$150.

Tuition \$233.00

Members \$209.70



Combining Gold & Silver with Joy Raskin

INTERMEDIATE PRECIOUS METAL CLAY WORKSHOP

Nancy Karpel

Saturday, November 6
10:00AM - 4:00PM

This intermediate workshop will go beyond the basics, into demonstrating the use of PMC slip syringe, hollow forms, and making a linked bracelet. Projects will focus on refining basic skills and designing more detailed, layered pieces. Materials fee of approximately \$125 is payable at class, and includes sufficient PMC lump and syringe material, supplies, handouts, and a core for hollow bead. Basic PMC tools, including portable work-surface, are required and will not be provided. (A small tool kit may be rented in class for \$3)

Tuition \$185.00

Members \$166.50

PMC RINGS & MORE

Nancy Karpel

Saturday, November 13
10:00AM - 4:00PM

Students will learn several ring forming techniques using PMC-3, including use of slip syringe, how to set synthetic stones for firing in PMC, and the making of cold-molds. Students should be able to complete at least 2-3 rings. Materials fee* of approximately \$125 includes sufficient PMC-3, supplies and handouts to complete class projects, and is payable to the instructor at class. Basic PMC tools, including portable work-surface, are required and will not be provided. A small tool kit may be rented in class for \$3.00. Upon sign up, students must give their ring size or a ring size they wish to work with. *Materials fee is subject to change with the metals market.

Tuition \$185.00

Members \$166.50

PAINTING

CONTEMPORARY PAINTING

Lexa MacCraday

5 Mondays begins September 20
6:30PM - 9:00PM

Paint in acrylic, watercolor, oils or pencils, while acquiring added color and brush techniques and compositional skills, to broaden the range of your work. Short collage and draw exercises intersperse with longer painting exercises. Still life setups and plein air offer new ways of seeing and translating proportions into form; or work from reference for landscape or with the figure. Affirmative critiques and discussion refer to both contemporary methods and art historical painters.

Tuition \$162.50
Members \$146.25

PAINTING OR DRAWING THE PORTRAIT

Scott Paterson

10 Tuesdays begins September 21
10:00AM - 12:00PM

Become more confident as a portraitist and capture the personality of your subject in your art. If you are already confident in a medium other than graphite pencil e.g. oil, acrylic, pastels, etc., feel free to bring them to class. If not, we'll be drawing with pencil, and bring a 9"x12" sketch pad, a few soft pencils (anything from 6B to 9B), and, preferably, a kneaded eraser.

Tuition \$260.00
Members \$234.00



Oil Painting with Patricia Meglio

PAINTING FROM WITHIN: OUTDOORS

Julia Rogoff

6 Thursdays begins September 23
2:00PM - 4:00PM

For those interested in working independently, creatively, and outdoors. This semester we will meet at Hammonasset State Park under the shade of the covered picnic pavilions in the West Beach behind The Nature Center and in nearby areas. This is an opportunity to push your work into a more personal vision while being open to the beauty and energy of the inspiring landscape around you. Work in oil, acrylics or other media of your choice, large or small, on paper, canvas, or other surfaces. The sky is the limit!! Come to the first class with an image or an idea ready to be developed into a more complex work, or allow yourself to work more spontaneously or abstractly. Please bring your supplies to the first class. There are picnic tables and benches, but bring a chair, folding table, and/or a folding French easel if you want more flexibility. First class will meet at Hammonasset State Park Covered Pavilion #4, which is in the area far behind the Nature Center.

Tuition \$156.00
Members \$140.40

AUTUMN HARVEST IN WATERCOLORS

Lisa Arnold

4 Thursdays begins November 4
10:00AM - 12:00PM

Learn how to create vivid hues and soft washes that capture all of fall's incredible colors. We will work from autumnal ornaments and leaves and blend and mix color together to create harvest moods. Explore dry brush techniques, wet-on-wet, as well as lifting out, and stippling. Please note: no class 11/25.

Tuition \$104.00
Members \$93.60

ACRYLIC PAINTING

Scott Paterson

10 Fridays begins September 24
10:00AM - 12:00PM

Do you have a bit of background in drawing - and maybe painting - or you've been painting in acrylic for a while but want to move beyond your current level? This class will help. We'll cover various approaches to developing and "blocking in" compositions, become more aware of tonal values, make color "a friend" and we'll employ a host of technical tips. We'll incorporate some critique time, too.

Tuition \$260.00
Members \$234.00

OIL PAINTING

Patricia Meglio

10 Fridays begins September 24
1:00PM - 3:00PM

Learn canvas and painting techniques in this exciting medium, including color mixing, application, and composition. Bring a sharp 8" x 10" or larger photo reference. Instructor will provide individual guidance in addition to class presentation.

Tuition \$260.00
Members \$234.00

TRY YOUR HAND AT PAINTING & DRAWING WORKSHOP

Scott Paterson

Session A: Saturday, October 23
Session B: Saturday, December 11
10:00AM - 1:30PM

This workshop is geared towards the "absolute adult beginner" to come learn the basics of painting and drawing in a supportive, judgment-free session. Spend the morning in the GAC studios and learn about basic techniques, materials and approaches to working creatively in two dimensions. Come discover your creative potential. **Fee payable with tuition \$5.00.**

Tuition \$45.50
Member \$40.95

PAINTING ONLINE

All online classes and workshops are conducted via Zoom.

WATERCOLOR & DRAWING

Sharon Schmiedel

8 Tuesdays begins September 21
10:00AM - 12:00PM

This class is mainly about watercolor but we're also going to refresh some drawing skills. Along with watercolor paint we'll use pencil, colored pencils, and markers to create a playful approach. As usual, we're not going to worry about making masterpieces. The instructor will introduce concepts and give demos at the beginning of each class to encourage a freer way of painting. Then, everyone will paint, play, and ask questions. Open to students of all levels; some drawing experience is helpful but not required.

Tuition \$208.00

Members \$187.20

WATERCOLOR PAINTING INSPIRED BY THE MASTERS WORKSHOP

Marcy La Bella

2 Fridays October 15 & 22
10:00AM - 1:00PM

There is so much we can learn from the great masters at any level in our painting journeys. They can teach us about color and composition, and we can learn so much by stepping into their shoes by doing studies based on their works. In this workshop we will focus on the works of Georges Braque, Henri Matisse, Pierre Bonnard and Vasili Kandinsky. Create work in watercolor or gouache and mixed media by adding color pencil, pastels, water soluble crayon or watercolor pencils to the mix. We will discuss process, technique and ways to have a successful painting.

Tuition \$78.00

Members \$70.20

ABSTRACT EXPERIMENTATION WORKSHOP

Shilo Ratner

Saturday, October 23
10:00AM - 3:00PM

Play and embrace paint from a place of no judgment. This high energy workshop focuses on experimenting with abstract painting. Subjects explored are color theory, color mixing, brush techniques, paint handling, layering, and composition. This workshop is a jump start to any creative painting practices. No prior painting experience necessary.

Tuition \$65.00

Members \$58.50

PAINT ONE ABSTRACT: FOCUS ON YOUR ART WORKSHOP

Shilo Ratner

Saturday, November 6
10:00AM - 3:00PM

This workshop will include quick expressive exercises, how to create abstracts from source material such as photos and studies. Students will also learn how to evaluate their painting throughout the day to bring it to a conclusion. This is a fun high energy class that will have you feeling excited to get in the studio and paint.

Tuition \$65.00

Members \$58.50

ABSTRACTING THE FIGURE WORKSHOP

Shilo Ratner

Saturday, November 20
10:00AM - 1:00PM

This workshop examines the figure and how to paint it in the abstract. Some understanding of anatomy may be helpful but is not a requirement. Proportions and measuring will be demonstrated as a reference for students to develop their own interpretations of abstracting the figure on canvas.

Tuition \$39.00

Members \$35.10

PHOTOGRAPHY

CAMERA BASICS PHOTOGRAPHY I

Jonathan Weekes

5 Wednesdays begins September 22
11:00AM - 1:00PM

Basic mastery of digital camera controls and image composition can greatly improve the quality of your photographs. This class will discuss exposure and the proper use of the aperture and shutter. We will focus on applying traditional analog photography techniques to the use of digital cameras. Please bring DSLR or mirrorless camera that has shutter & aperture control. We will also discuss basic image correction using apps on a laptop, smartphone, or tablet.

Tuition \$130.00

Members \$117.00

PHOTOGRAPHY COMPOSITION- PHOTOGRAPHY 2

Jonathan Weekes

5 Wednesdays begins October 27
11:00AM - 1:00PM

This class is for those who are comfortable with their camera's exposure controls and want to learn more. Explore the works of various photographers from different eras/styles/philosophies for inspiration. We will then be combining this with creative assignments to gain a deeper understanding of what is possible with your camera.

Tuition \$130.00

Members \$117.00



Watercolor & Drawing with Sharon Schmiedel

PHOTOGRAPHY ONLINE

THE PHOTO SERIES: AN ONGOING EXPLORATION OF HOME


Sasha Bush

10 Mondays begins September 20
6:00PM - 8:00PM

This is a class for new and advanced photographers interested in developing a personal project. Students will complete a photo series consisting of 15-20 photographs and a written statement that tells a story about their home. Weekly assignments and in-class exercises will aid students in sharpening their observational skills as they learn to talk about their photographs. Visual presentations on contemporary artists will provide additional examples and ideas for students to consider. Materials required: a digital camera: smartphone, tablet, DSLR and point and shoot cameras are all welcome.

Tuition \$260.00

Members \$234.00



The Photo Series with Sasha Bush

SCULPTURE

SCULPTURE IN STONE

Andy Davis

10 Mondays begins September 20
9:00AM - 12:00PM

Learn the basics of direct carving of stone. This is a hands-on class where students physically participate in the drilling, splitting, carving, flaming, cutting, grinding, and polishing of the stone to create sculpture. **Fee payable with tuition \$25.00.**

Tuition \$390.00

Members \$351.00

..... SPECIAL INTEREST

INTRO TO ENCAUSTIC PAINTING & COLLAGE WORKSHOP

Leslie Giuliani

Saturday - Sunday, September 11 - 12
10:00AM - 3:00PM

In this 2-day class students will be introduced to painting and collage using the ancient hot wax-based material Encaustic. Learn how versatile this quick-curing re-workable medium can work for you in your artistic practice. Day-one will focus on materials, tools and experimentation. Day-two will be all about the collage process and material layering techniques and embellishment. **Fee payable with tuition \$30.00.**

Tuition \$300.00

Members \$270.00

EXPRESSIVE COLLAGE WORKSHOP

Dolores Marchese

Saturday, October 16
1:00PM - 4:00PM

Students will begin by choosing from collage materials provided by the instructor. Starting with 1 or 2 illustrations, what follows will be a natural process of layering and juxtaposing papers, photos, illustrations and drawing materials on heavy board. Students may also bring their own materials. **Fee payable with tuition \$15.00.**

Tuition \$39.00

Members \$35.10

PAPER QUILLING FOR THE HOLIDAYS WORKSHOP

Lynn Sheft

Saturday, November 13
1:00PM - 5:00PM

Create special holiday greeting cards, ornaments and gift tags with paper quilling. It is an art form that employs strips of paper that are wrapped around a quilling tool and then pressed into various shapes. You may also create pictures that may be framed or adorn keepsake boxes. It is believed that quilling was first practiced in Ancient Egypt and then was popular in Renaissance France and Italy as well as 18th century England and Europe. Colonists brought quilling with them to America. It is enjoying a resurgence in popularity today. Try your hand in time for the holiday gift-giving season. **Fee payable with tuition \$24.00.**

Tuition \$52.00

Members \$46.80

JOOMCHI WORKSHOP

Jiyoung Chung

Saturday - Sunday, December 4 - 5
10:00AM - 4:00PM

In this workshop students will explore joomchi, a unique Korean traditional way of making textured handmade paper using water and eager hands. You will discover its history, practice and role in Korean society, as well as learning the hands-on techniques and re-interpreted adaptations into a contemporary art form. Joomchi creates strong and painterly textured surfaces by layering and agitating Hanji (Korean mulberry papers). Its usage is diverse and can be incorporated into surface design, collage, new ways of drawing, or for wearable, unconventional body ornaments. Joomchi can also be used as 2D and 3D sculptural objects that are functional or fine art oriented. **Fee payable with tuition \$30.00.**

Tuition \$385.00

Members \$346.50

WEAVING

FLOOR LOOM WEAVING

Lucienne Coifman

Session A: 10 Tuesdays begins

September 21

9:00AM - 12:00PM

Linda Edwards

Session B: 10 Wednesdays begins

September 22

9:30AM - 12:30PM

Beginners will learn the fundamentals of weaving by designing a warp, dressing a loom and weaving a sampler of plain and patterned weaves. A second project, of the student's choice and tailored to their skill, will complete the term. Intermediate and advanced students receive individualized instruction and are encouraged to explore the diversity of the craft on four or eight harness looms. Bench time available.

Tuition \$390.00

Members \$351.00

WEAVE AN INFINITY SCARF WORKSHOP

Dahlia Popovits

Monday October 4

10:00AM - 4:00PM

This workshop is designed for beginners who may only want a one-time experience, or experienced hand weavers who are interested in learning to use a very portable rigid heddle loom for self-expression. Weave a handwoven infinity scarf using colors and textures of your choosing. No previous experience is required. Fine luxury designer yarns in natural fibers will be provided in varying materials and thicknesses for a variety of colors and textures. **Fee payable with tuition \$25.00.**

Tuition \$165.00

Members \$148.50

TAPESTRY SAMPLER WEAVING WORKSHOP

Dahlia Popovits

Monday - Tuesday, November 8 - 9

10:00AM - 4:00PM

Tapestry weaving is an ancient technique, known as painting with fiber, used by many cultures, such as the classic Navajo style to contemporary usage in wearable and non-wearable textiles. The possibilities for creativity with tapestry are endless and incredibly rewarding. With no previous experience necessary, this course will guide you through the process of warping a rigid heddle loom for tapestry and weaving a sampler that combines a mix of skills, including weaving shapes, vertical pillars, interlocking and joining techniques, pick and pick, and blending colors. A variety of traditional and non-traditional yarns will be available. **Fee payable with tuition \$35.00.**

Tuition \$330.00

Members \$297.00



Joomchi Workshop with Jiyoung Chung

THANK YOU TO OUR BUSINESS SPONSORS

PARTNER

Prospector Partners
Yale New Haven Health

SUPPORTER

Eder Bros.
Monte Financial Group
Page Hardware & Appliance Co.
The Stone Agency

FRIEND

Bailey Scarano, LLC
CK Architects
East River Energy
Ladd Capital Management
Shoreline Financial Advisors
William Pitt Sotheby's
International Reality

THE GALLERY

The GALLERY at Guilford Art Center PRESENTS exhibits of contemporary American art and craft and serves as a venue for a number of community arts organizations, including the Shoreline Arts Alliance and the Guilford Art League. It is open year-round and is always free to the public.

September 13 - October 2
Guilford Art League

November 1 - January 9
The Holiday SHOP

YOUTH PROGRAMS

Classes are open to all levels unless otherwise noted. Make sure to check full class descriptions on www.guilfordartcenter.org for full materials list and online sources.

AGES 4+

TURKEY BOWLS WORKSHOP

Betsy Chichester

Saturday, November 13

10:00AM - 11:30AM

We will begin our celebration of the turkey with a story. Children will have a good time creating their own clay turkey bowl with air dry clay. They will learn to make a pinch pot and to decorate their turkeys with acrylic paint, feathers and googly eyes.

Tuition \$22.50

Members \$20.25

AGES 5+

UPCYCLING

Jasmine Ahern

8 Mondays begins September 20

4:00PM - 5:30PM

Together we will look at artists recycling and reusing. We will use materials perceived as trash or waste to transform products in creative ways to give value to the old and bring life to the new.

Tuition \$180.00

Members \$162.00

POTTERY FOR KIDS

Jasmine Ahern

8 Tuesdays begins September 21

4:00PM - 5:30PM

Kids will get to learn techniques used to build different forms out of clay. They will be guided as they learn how pinching, coiling, and slabbing will help them create forms. This is a great class where they can use their imagination and creative skills to make something unique through the complete process of creating a ceramic piece.

Tuition \$180.00

Members \$162.00

TERRA COTTA PUMPKINS WORKSHOP

Betsy Chichester

Saturday, October 2

9:30AM - 12:00PM

Children love building their own scary or funny Jack-o-lantern with terra cotta clay. Students will receive instruction and guidance to learn the coil hand building technique. They will then have a chance to become creative to give their pumpkin a personality. Time permitting, we will tour the pottery to see the kiln where their Jack-O-Lanterns are fired. After they are dry and fired they'll be ready to take home to enjoy for years to come.

Tuition \$37.50

Members \$33.75

AGES 7+

A HAND IN NATURE

Jasmine Ahern

8 Thursdays begins September 23

4:00PM - 6:00PM

Learn how to utilize and manipulate nature as well as recreate it. Together we will make different textures and specimens of nature out of materials like paper and tissue. Students will leave with an understanding of the steps and processes used in the everyday studio practice of working artists. **Fee payable with tuition \$5.00.**

Tuition \$240.00

Members \$216.00

EXPERIMENTAL PAPER MAKING

Jasmine Ahern

8 Fridays begins September 24

4:00PM - 6:00PM

Students will become familiar with the process of making paper. We will experiment with things like plants and old clothing as our materials to create fun and non-traditional pieces of artwork.

Tuition \$240.00

Members \$216.00

AGES 8+

ALL THINGS CLAY

Alice Chittenden

8 Mondays begins September 20

4:00PM - 6:00PM

In this class students will sometimes be working on class projects learning specific techniques and sometimes working independently to bring their own ideas to life. During two of the classes, students may choose to have instruction on the potter's wheel. Several surface design techniques will be taught including texturing, painting with colored clay slips and glazing. New class projects make this class suitable for both beginning students and those with experience. **Fee payable with tuition \$20.00.**

Tuition \$240.00

Members \$216.00

AN EXPLORATION OF CONTEMPORARY ARTISTS

Amy Peters

8 Tuesdays begins September 21
4:00PM - 6:00PM

From Amy Sherald, Faith Ringgold, Jenny Holzer and Marisol Escobar, to Jean-Michel Basquiat, Lloyd Riva New and more, this series of classes will explore the works of a diverse group of contemporary artists. Each week, art will be made in the style of the artist being explored. Students will engage with drawing, painting, textiles, sculpture and more.

Tuition \$240.00
Members \$216.00

KID'S LEATHER WORKING WORKSHOP

Katie Coleman

Saturday, October 2
10:00AM - 11:30AM

Leather working has been around for thousands of years. In this workshop students will get to try their hand at making small leather projects that reflect their individual style or gifts they may want to share with friends! Students will have the opportunity to make a bookmark and either a keychain or a bracelet. If time allows, they can try one of each! Students are suggested to either bring an apron or wear clothes that can get stained, which may occur in the process. **Fee payable with tuition \$22.00.**

Tuition \$22.50
Members \$20.25

KID'S LEATHER ORNAMENTS WORKSHOP

Katie Coleman

Saturday, December 11
10:00AM - 11:30AM

The holiday season is great for making new memories. What better way to do it than to learn a new skill and maybe making some gifts?! Students will make several ornaments of different styles using leather working tools and learn some basic leather working techniques! Students are suggested to either bring an apron or wear clothing that may get stained during the process. **Fee payable with tuition \$28.00.**

Tuition \$22.50
Members \$20.25

AGES 9+

LET'S GET SEWING

Claudia Mathison

8 Wednesdays begins October 6
4:00PM - 6:00PM

Here's your chance to sew on a machine! Learn basic machine and hand sewing techniques while making a patchwork pillow, stuffed animal and tote bag. Tracing, cutting and embroidery skills will be explored as well. **Fee payable with tuition \$25.00.**

Tuition \$240.00
Members \$216.00

AGES 10-14

INTRO TO CLAY FOR TWEENS & TEENS

Jasmine Ahern

8 Wednesdays begins September 22
4:00PM - 6:00PM

Discover awesome properties of clay and its possibilities with throwing and hand building. Students will get dirty and bend, tear, twist, shape, mold, scratch, impress, cut, and pinch pieces of clay to form functional and non-functional pieces, which will be fired and glazed. We will work with the potter's wheel and hand building to form each individual piece. **Fee payable with tuition \$30.00.**

Tuition \$240.00
Members \$216.00

TEENS 12+

TEEN STAINED GLASS

Eileen O' Donnell

4 Thursdays begins October 28
4:00PM - 6:00PM

Come and enjoy creating a small stained glass panel of your choice. Once you have mastered the techniques you can move on to making your own designs. Explore what you can do with color and light in this exciting and fun class. **Fee payable with tuition \$25.00.**

Tuition \$120.00
Members \$108.00

SMALL LEATHER WORKING PROJECTS WORKSHOP

Katie Coleman

Saturday, October 2
1:00PM - 4:00PM

Leather working has been around for thousands of years. In this workshop students will get to try their hand at making small leather projects that reflect their individual style or that they want to share with their friends. Students will have the opportunity to make a bookmark and either a keychain or a bracelet. If time allows, they can try one of each. Students should bring an apron or clothing that can get stained, which may occur in the process. **Fee payable with tuition \$22.00.**

Tuition \$45.00
Members \$40.50

TEEN LEATHER ORNAMENTS WORKSHOP

Katie Coleman

Saturday, December 11
1:00PM - 4:00PM

The holiday season is great for making new memories. What better way to do it than to learn a new skill and maybe making some gifts?! Students will make several ornaments of different styles using leather working tools and learn some basic leather working techniques! Students are suggested to either bring an apron or wear clothing that may get stained during the process. **Fee payable with tuition \$28.00.**

Tuition \$45.00
Members \$40.50

TEENS 14+

TEEN BLACKSMITHING

Aidan Garrity

Session A: 4 Tuesdays begins September 7

Session B: 4 Tuesdays begins October 5

Session C: 5 Tuesdays begins November 2

Session D: 4 Tuesdays begins December 7

3:30PM - 5:30PM

This class will teach students basic forging techniques. Students will learn how to build and maintain a coal fire, and use the new skills to make several small projects such as hooks, fire pokers, and hand forged jewelry. Students will need safety glasses, leather work gloves, (welding gauntlets not needed) and should wear jeans, a non-flammable cotton shirt and/or jacket, and closed-toed boots or leather shoes. Our forge is an outdoor building that is only semi-enclosed; please dress accordingly.

Fee payable with tuition \$10.00.

Session A, B, D Tuition \$200.00

Members \$180.00

Session C Tuition \$250.00

Members \$225.00

INTRO TO BLACKSMITHING FOR TEENS WORKSHOP

Aidan Garrity

Saturday - Sunday, September 11 - 12

10:00AM - 4:00PM

This workshop will introduce students to the basics of forging steel to shape using a hammer and an anvil. Students will need safety glasses, leather work gloves, (welding gauntlets not needed) and should wear jeans, a non-flammable cotton shirt and/or jacket, and closed-toed boots or leather shoes. Our forge is an outdoor building that is only semi-enclosed; please dress accordingly. For full-day workshops, please bring a lunch to be on the safe side, as there may or may not be time to get food during a lunch break. **Fee payable with tuition \$45.00.**

Tuition \$300.00

Members \$270.00

JOIN US THIS FALL!

Our fall semester brings many new opportunities to explore in your creative journey. The blacksmith forge will keep the fires burning with a slew of classes and workshops for beginners and experienced students. There are new fiber classes, including indigo dying, printing, sewing and giving existing textiles new life and beauty. Leather classes and workshops are back, including making Halloween masks (!), ornaments and even dog collar and leashes. Metals students can explore working with gold, as well as PMC and silver.

There are new opportunities for the kids too! Paper making, up cycling textiles, leatherwork, pottery and more will keep little hands busy this fall.

Right now, we're planning to continue our regular classroom operations. In the event that class sizes must be lessened, students will be included in the order in which they registered, and anyone let go from a class will be offered a credit or refund.

Please be assured that we will stay in touch with students with any changes in safety guidelines for the semester.

TO REGISTER

Go to www.guilfordartcenter.org for a list of classes and to register.

HAVE QUESTIONS?

Contact us at info@guilfordartcenter.org, Monday-Friday, 9AM-5PM.

We'll respond to you as quickly as possible.

Please note these important updates when registering:

- Registration is online only. If you cannot register online, please email info@guilfordartcenter.org or call 203-453-5947. Leave a message, and a staff member will contact you.
- Classes are open to all levels unless otherwise noted; adult classes are open to ages 13+.
- Make sure to view full class descriptions on <http://www.guilfordartcenter.org>; there may be required supplies for a class not listed in this catalog.
- If you're taking an online class, keep your Zoom information handy! Once a registration is received for an online class, the Zoom code and password will be emailed to you. You must register at least 24 hours in advance of the start of class to receive the Zoom info. Keep this code and password in a convenient place!

We have state-approved guidelines in place to safely open our doors for students and visitors, including protocols for social distancing and wearing of masks. To view all of our protocols, please visit guilfordartcenter.org/covid. Please familiarize yourself with, and be prepared to follow, all of the guidelines when returning to campus.