

GUILFORD ART CENTER: CREATING ART & COMMUNITY



FALL 2023

Creativity is a Gift

SCHOOL

Did you know our
FALL SEMESTER
features more than
75 classes & workshops
in a variety of mediums
for all ages?

**REGISTER
NOW!**

guilfordartcenter.org



GALLERY

THE GALLERY presents
exhibits of contemporary
American art and craft
and serves as a venue for
a number of community
arts organizations.

**OPEN YEAR ROUND
7 DAYS A WEEK
FREE TO THE PUBLIC**

SHOP

Every purchase in
THE SHOP supports
independent working
artists and GAC's
community and
educational
programming.

**OPEN 7 DAYS
A WEEK**



ADULT HOLIDAY WORKSHOPS

Felt Stocking	6
Handwoven Cotton Potholder	7
Holiday Gifts from the Forge	3
Lavender & Balsam Sachet	7
Leather Halloween Masks	7
Leather Holiday Ornaments	8
Terra Cotta Pumpkins Workshop (Ages 6+)	13
Turkey Bowls (Ages 6+)	13



HOLIDAY EXPO

GUILFORD ART CENTER • NOVEMBER 2 - JANUARY 7



BECOME A MEMBER

Support GAC, Save 10% on
Classes & Workshops And More!

HAVE QUESTIONS?

Contact us Mon-Fri 10AM-4PM
203-453-5947, info@guilfordartcenter.org.

ADULT FALL CLASSES

Classes are open to all levels unless otherwise noted; adult classes open to ages 13+. Make sure to view full class descriptions on www.guilfordartcenter.org; there may be required supplies for a class not listed in this catalog.

BLACKSMITHING

OPEN FORGE

Mace Vitale

Session A: 4 Wednesdays beginning
September 6

6:00 PM - 9:00 PM

Aidan Garrity

Session B: 4 Wednesdays beginning
October 4

Mace Vitale

Session C: 4 Wednesdays beginning
November 1 (no class 11/22)

Session D: 4 Wednesdays beginning
December 6

Here is a chance for Blacksmithing and Bladesmithing students to continue projects they have started, or start a new project under the guidance of a working smith. Projects will be tailored to the individual student. Pre-requisite of a beginner blacksmith or bladesmith class. **Fee payable with tuition \$20.00.**

Tuition \$270.00

Members \$243.00

ATTENTION BLACKSMITHING STUDENTS!

Students will need safety glasses, leather work gloves, dust mask or respirator, (welding gauntlets not needed) and should wear jeans, a non-flammable cotton shirt and/or jacket, and closed-toed boots or leather shoes. Our forge is an outdoor building that is only semi-enclosed; please dress accordingly. For full-day workshops, please bring a lunch to be on the safe side, as there may or may not be time to get food during a lunch break.

SAILOR'S KNIFE WORKSHOP

Aidan Garrity

Friday-Sunday, September 15-17

10:00AM - 5:00PM

In this 3-day class, students will create a small sheepfoot utility blade, as well as a full steel marlin spike, a pointed tool used for tying and untying rigging knots. Both of these tools are consistent with those carried by English and French sailors of the 18th Century. The class will focus on the fit and finish, functionality, and heat treat of a singular pair of these tools. **Fee payable with tuition \$50.00.**

Tuition \$525.00

Members \$472.50

MAKING A TOMAHAWK WORKSHOP

Aidan Garrity

10:00 AM - 5:00 PM

Session A: Saturday-Sunday,
September 23-24

Session B: Saturday-Sunday,
October 21-22

Students will create a tomahawk using the slit and drift method. The instructor will also demonstrate the wrap and weld method and explain the variations. Topics covered will include forming the shape of the head, drifting the eye, fitting a handle, grinding and polishing the bit, heat treating, and sharpening. **Fee payable with tuition \$30.00.**

Tuition \$350.00

Members \$315.00

INTRO TO THE HAND FORGED BLADE WORKSHOP

Aidan Garrity

10:00 AM - 5:00 PM

Session A: Saturday-Sunday,
September 30-October 1

Session B: Saturday-Sunday,
October 28-29

Mace Vitale

Session C: Saturday-Sunday,
December 16-17

This workshop will cover the basics of forging, grinding, heat treating, and sharpening of a small utility knife. The instructor will discuss fit and finish, overall knife design, how to sharpen and care for knives, and how to begin making knives on your own. Students should expect to forge several blades over the weekend, and get at least one to the point of a usable knife. **Fee payable with tuition \$45.00.**

Tuition \$350.00

Members \$315.00

PARING KNIVES WORKSHOP

Aidan Garrity

Saturday-Sunday, October 7-8

10:00 AM - 5:00 PM

Students will work on 1-2 small kitchen paring knives, leaving with at least one fully finished blade. These knives are meant for intricate or light cooking applications. The class will focus on forging, heat treating, edge geometry, and ergonomics for kitchen utility. In addition, the differences between the various versions of this blade can be explored. **Fee payable with tuition \$35.00.**

Tuition \$350.00

Members \$315.00

MORE BLACKSMITHING CLASSES >

FORGING YOUR OWN HAMMER WORKSHOP

Aidan Garrity

Saturday-Sunday, October 14-15
10:00 AM - 4:00 PM

In this workshop students will forge their own hammers and make and mount handles. **Fee payable with tuition \$50.00.**

Tuition \$300.00
Members \$270.00

INTRO TO BLACKSMITHING WORKSHOP

Mace Vitale

10:00 AM - 4:00 PM
Session A: Saturday-Sunday, November 4-5

Greg AmEnde

Session B: Saturday-Sunday, December 2-3

This workshop will introduce students to the basics of forging steel to shape using a hammer and an anvil. **Fee payable with tuition \$45.00.**

Tuition \$300.00
Members \$270.00

THE BOWIE KNIFE WORKSHOP

Mace Vitale

Thursday-Monday, November 9-13
10:00 AM - 5:00 PM

The Bowie knife is one of America's most famous knives steeped in history and legend. In this five day intensive students will learn the ins and outs of forging, grinding, and heat treating this iconic blade. Once the blades are ready students will create a guard and handle using steel and wood. Attention will be made to the feel and balance of these knives as well as the edge geometry and performance. **Fee payable with tuition \$45.00.**

Tuition \$875.00
Members \$787.50

HOLIDAY GIFTS FROM THE FORGE WORKSHOP

Greg AmEnde

Saturday-Sunday, November 18-19
10:00 AM - 4:00 PM

The holidays are just around the corner and if you are looking for unique handmade gifts for your friends and family, then this class is for you! Students will create a variety of items, including but not limited to candy canes, coat hooks, key fobs, icicle tree ornaments, wreaths, and candle holders. Students will learn the basics of blacksmithing while imparting their own creative flourish to the designs. Skills covered include fire maintenance, hammer control, isolating and drawing out material, tapering points, bending and twisting, decorative chisel work, and finishing. **Fee payable with tuition \$40.00.**

Tuition \$300.00
Members \$270.00

THE WAR HAMMER WORKSHOP

Mace Vitale

Saturday-Sunday, November 25 -26
10:00 AM - 5:00 PM

In this workshop students will hot punch holes in 1 ¼" round bar, split the face of the hammer and then forge a spike off the back end. Heat treat and hickory handles....then some testing on a steel drum! **Fee payable with tuition \$60.00.**

Tuition \$350.00
Members \$315.00

THE ART OF THE JAPANESE BLADE WORKSHOP

Mace Vitale

Thursday-Monday, December 7-11
10:00 AM - 5:00 PM

In this 5 day intensive students will learn to forge a traditional Japanese tanto blade. The blades will be ground and filed clean. Heat treat will be done with a clay coating to create the hardening line separating the hard edge from the soft spine. Blades will then be polished and etched to reveal their true beauty. **Fee payable with tuition \$70.00.**

Tuition \$875.00
Members \$787.50

BOOK ARTS

STAINED GLASS INSPIRED MINI BOOK WORKSHOP

Janice Baker

Sunday, October 15
10:00 AM - 2:00 PM

Make a high impact sculptural book using colorful printed papers you make yourself. Find beauty in nature and in ordinary objects as we explore printmaking and patterning using ink, wax resist and paint. Create, cut and re-combine your papers into a sculptural book that pops with the impact of stained glass in 3D. No previous art experience necessary. **Fee payable with tuition \$20.00.**

Tuition \$52.00
Members \$46.80


MINI MEMOIR COLLAGE BOOK WORKSHOP

Janice Baker

Sunday, November 19
10:00 AM - 2:00 PM

Create a mini memoir with words and images to honor a moment, person, or place. Engage your senses and listen to your inner voice as you learn an expressive writing process to create a brief poem or story. Construct a small book to hold your memory and have decorate it with paint, stamps, and collage. Please bring an object that contains a positive memory to use in the writing process. You are also invited to bring small scraps and mementos to include in your collage. No previous writing or drawing experience necessary. **Fee payable with tuition \$20.00.**

Tuition \$52.00
Members \$46.80



*Mini Memoir Collage Book Workshop
with Janice Baker*

CERAMICS

CREATING WITH CLAY

Alice Chittenden

10 Mondays beginning September 18
9:30 AM - 12:30 PM

This course is designed to help students increase their pottery skills whether they are beginning, intermediate or advanced students. Both wheel and handbuilding techniques are taught. Students may work in both or focus on one. Surface treatments including colored clay slips, underglazes and glazes will be covered. Instruction is delivered through both teacher demonstrations and individual help to students. Critiques provided to students upon request. There will be a raku firing during the last class for those who would like to participate. **Fee payable with tuition \$30.00.**

Tuition \$390.00
Members \$351.00

FROM FORM TO FUNCTION

Deborah Staub Luft

10 Mondays beginning September 18
7:00 PM - 10:00 PM

Learn wheel throwing, designing and glazing techniques with an eye to function. This class is for students of all experience levels and centers on structured, hands-on instruction for new students while more experienced students can develop their skills to make larger and more complex forms through teacher demonstrations and individualized instruction. **Fee payable with tuition \$30.00.**

Tuition \$390.00
Members \$351.00

CERAMICS STUDENTS

Tuition includes bench time for students enrolled in classes; it does not include workshops. Clay must be purchased in class; tool kits also available. Please bring cash or check. Lab and clay fees cover costs of firings and glaze materials.

EXPRESSION IN CLAY

David Frank

10 Tuesdays beginning September 19
12:30 PM - 3:30 PM

Find your seat within this group of beginner to advanced potters. Set individual goals while exploring a dynamic range of skills including wheel throwing and hand-building, as well as skills for finishing your work including carving, slips, and diverse glaze techniques. **Fee payable with tuition \$30.00.**

Tuition \$390.00
Members \$351.00

EXPLORATIONS IN CLAY

Claudia Schiavone

10 Tuesdays beginning September 19
6:30 PM - 9:30 PM

In addition to developing the fundamentals of wheel-throwing and hand building, this course will explore various alternative firing techniques including pit-firing, raku, smoke firings and more. We will also experiment with unconventional surface treatments. The course is open to students of all levels. The only requirement is the desire to grow your skills and challenge your creativity. **Fee payable with tuition \$30.00.**

Tuition \$390.00
Members \$351.00

CERAMIC SCULPTURE

Lisa Wolkow

10 Wednesdays beginning September 20
9:30 AM - 12:30 PM

For experienced students who would like to work sculpturally in clay, taking full advantage of everything that a ceramics studio can offer. Students will be introduced to ways of experimenting, working and thinking as sculptors, as well as techniques for constructing forms, building surfaces and firing. Students with a background in wheel work may want to explore hand building skills in conjunction with thrown forms. **Fee payable with tuition \$30.00.**

Tuition \$390.00
Members \$351.00



POTTERY FOR ALL LEVELS

Louise Harter

10 Thursdays beginning September 21
7:00 PM - 10:00 PM

Focus on mastering skills to make dishes for food: clay preparation, forming pots on the wheel, trimming, pulling handles, and glazing. Students with prior experience can further their skills through individual coaching and critique. However, no prior experience is required — if you have always wanted to try pottery, this class is for you. **Fee payable with tuition \$30.00.**

Tuition \$390.00
Members \$351.00

MAKING POTTERY "PAS DE DEUX"

Anita Griffith & Robert Parrott

10 Fridays beginning September 22
9:00 AM - 12:00 PM

Veteran instructors Anita Griffith and Robert Parrott team-up to combine their approaches to teaching pottery. Alternating weeks of instruction, this is a comprehensive survey of hand building and wheel throwing, with an emphasis on form, function, and development of personal style and expression. Learn about pottery shapes and uses, from cups, bowls and plates to vases, bottles and teapots. Beginners will learn the basics of forming and glazing. Intermediate and advanced students will be challenged to work toward more refined products and to design independent projects. **Fee payable with tuition \$30.00.**

Tuition \$390.00
Members \$351.00

MORE CERAMICS CLASSES >

POTTERY: THE WHEEL & MORE

Justin Gerace

10 Fridays beginning September 22
2:00 PM - 5:00 PM

Want to make ceramics on the wheel? This class is for you. Come learn all the techniques and steps to make successful pottery on the wheel, including wedging, shaping, trimming, decorating and glazing. **Fee payable with tuition \$30.00.**

Tuition \$390.00

Members \$351.00

FRIDAY NIGHT POTTERY WORKSHOP

Claudia Schiavone

6:30 PM - 9:30 PM


Session A: Friday, September 29

Session B: Friday, November 17

Come and join the fun as we play with clay! In this one-night workshop, we will hand build and glaze a unique piece. Students are encouraged to come with an idea of the project, like a bowl, vase, platter, or garden art. The possibilities are endless! Enjoy a creative night out with friends or come and make new ones. Finished pieces will be available for pick up 2 to 3 weeks later. **Fee payable with tuition \$15.00.**

Tuition \$55.00

Members \$49.50



Exploring Charcoal Drawing with Lisa Arnold

DRAWING

DRAWING FOR ALL

Scott Paterson

10 Mondays beginning September 18
10:00 AM - 12:00 PM

Students will draw with graphite pencil, learning about line, dark and light values, composition and more. We will turn the ordinary into the sublime, working from a still life (and other things) of each student's own design. Please bring a few soft pencils (6B to 9B) and a 9 x12 sketch pad to the first class.

Tuition \$260.00

Members \$234.00

DRAWING PEOPLE, PLACES & THINGS

Patricia Meglio

10 Thursdays beginning September 21
6:00 PM - 8:00 PM

Explore seascape, cityscape and landscape drawing using photo references. Start with selecting your scene according to composition guidelines. For cityscapes, learn how to break down large buildings into basic shapes and textures and draw figures with proper proportions. We will apply linear perspective to simplify drawing skyscrapers, vehicles, and people. As we examine country scenery, learn to create harmonious sketches of trees, rustic buildings, fields, rivers and rocks. From crashing waves and stormy seas to floating sailboats on tranquil waters, we will study the dynamics and beauty of seascapes. Bring sharp 8"x10" B/W photos or use those that instructor provides.

Tuition \$260.00

Members \$234.00

EXPLORING CHARCOAL DRAWING

Lisa Arnold

7 Thursdays beginning October 5
10:00 AM - 12:00 PM

Drawing with charcoal is a great way to learn about light and dark shading, form, and other techniques. Once a drawing tool for the great masters, we will draw and blend with specific charcoal supplies. Explore still-life set ups, study hands, eyes, and much more. This moody medium allows you to show off new skills as well as learn how to "control" charcoal.

Tuition \$182.00

Members \$163.80

DRAWING IN PENCIL FOR BEGINNERS WORKSHOP

Dolores Marchese

Saturday, October 21

1:00 PM - 4:00 PM

Learn how to achieve proportion and a 3 dimensional effect through the use of light and dark with pencil drawing. Simple perspective and composition will be taught. **Fee payable with tuition \$5.00.**

Tuition \$39.00

Members \$35.10

DRAWING IN CHARCOAL WORKSHOP

Dolores Marchese

Saturday, October 28

1:00 PM - 4:00 PM

Learn to use charcoal for many effects. This is not a class in how to draw but is more how to create through the use of light and dark, design and composition. It is a way to be expressive and know how to use the medium while creating art. **Fee payable with tuition \$5.00.**

Tuition \$39.00

Members \$35.10

FIBER

BRANCH WEAVING

Marsha Borden

5 Mondays beginning September 18
4:00 PM - 5:30 PM

Branch out and make a unique piece of nature-inspired textile art. Using a Y-shaped branch as your loom, you will learn a special lashing technique for warping so your weaving stays put. Beginners welcome. Students will learn basic weaving techniques and helpful tips to create a one-of-a-kind woven work. Please note: no class 10/9.

Tuition \$97.50

Members \$87.75

HAND PRINTING: CARVE, PRINT, REPEAT

Claudia Mathison

4 Fridays beginning September 22
10:00 AM - 1:00 PM

Explore hand printing techniques on paper and textiles. The class will become proficient using proper inks, printing tools and carving mediums to create a quality hand printed design. The class will cover repeat pattern making, design registration as well as multiple color printing. Basic materials will be provided although students may choose to purchase additional supplies. **Fee payable with tuition \$35.00.**

Tuition \$156.00

Members \$140.40

PAINTERLY CONTEMPORARY CROCHET WORKSHOP

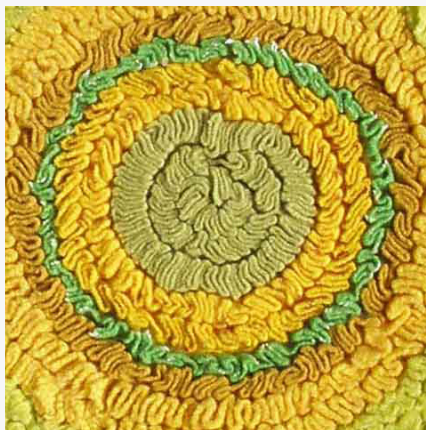
Lexa McCrady

Saturday, September 23
9:00 AM - 1:00 PM

If you like Sheila Hicks, Anni Albers, Hundertwasser, Matisse, you'll enjoy this class in color and stitching. Think of what attracts you in magazines and catalogs, and make vivid crochet needlework with the same appeal. Slouchy string bags, gypsy coin pouches, mandalas, crowns, from basic and versatile crochet stitches, in splashes of color. You will learn chain stitch, single and double crochet stitches, and a few fun extras, while making a free-form medallion and starting a bag.

Tuition \$52.00

Members \$46.80



Shirret Crochet Workshop with Lexa McCrady

SHIRRET CROCHET WORKSHOP

Lexa McCrady

Saturday, September 30
9:00 AM - 1:00 PM

Cut up old clothes, wiggle strips onto a special crochet needle then crochet chain stitches of twine to make glorious textiles. Easier than braiding and faster than hooking, Shirret (rhymes with hurray) is a good way to recycle fabrics. With two stitches, a special rug hook, twine, and fabric scraps, you can make quilt pieces, berets, rugs, cozies, pillows, dog coats, and home decor. Beginner samplers are accomplished in class. Prerequisite: Chain stitch and double crochet stitch fluently.

Tuition \$52.00

Members \$46.80

NATURE PRINTING ON TEXTILES & PAPERS

Claudia Mathison

Sunday, October 8
1:00 PM - 5:00 PM

Bring in your favorite leaves, herbs and flowers and print unique cards, tea towels, napkins and more. Paints, inks, textile preparations and printing techniques will be discussed as well as proper heat setting for printed fabrics. Supplies are provided although students are welcome to bring washed fabrics, nature items and other articles to explore. **Fee payable with tuition \$20.00.**

Tuition \$52.00

Members \$46.80

MACHINE SEWING BASICS

Claudia Mathison

4 Fridays beginning October 20
10:00 AM - 1:00 PM

Students will learn the basic techniques of machine and hand sewing. Hemming, measuring and fabric selection will be explored as well as proper sewing tools to create a finished look. Project choices are a table runner, envelope pillow, apron and zippered pouch. This class is suitable for new sewists and those who may need a sewing refresher. Machines will be provided although students are welcome to bring their own. Supplies are not required for the first class. A material list will be given once students decide on their projects. Please note: no class 11/3. **Fee payable with tuition \$25.00.**

Tuition \$156.00

Members \$140.40

SCULPTURAL NEEDLE FELTING WORKSHOP

Amy Macy

3 Saturdays beginning November 4
9:00 AM - 1:00 PM

Students will be taught to sculpt basic forms in wool using the needle felting process. Students will use these techniques to sculpt an old-world Santa or a woodsman in whimsical style. Beginner to advanced welcome. All supplies will be provided by instructor. **Fee payable with tuition \$40.00.**

Tuition \$156.00

Members \$140.40

FELT STOCKING WORKSHOP

Claudia Mathison

Sunday, December 3
1:00 PM - 5:00 PM

Quality felt, beads, bells and more will be used to embellish a hand sewn holiday stocking for friends, family and pets! Basic embroidery and hand stitching techniques will be taught as well. Students are welcome to bring additional treasures to include in their creations. **Fee payable with tuition \$20.00.**

Tuition \$52.00

Members \$46.80

MORE FIBER CLASSES >

LAVENDER & BALSAM SACHET WORKSHOP

Claudia Mathison
Sunday, December 10
1:00 PM - 5:00 PM

Lavender and balsam herbs, beautiful linen, flax and ribbon make a one of a kind sachet or eye pillow. Sachets may be printed with stamps and inks. Simple machine and hand sewing will be taught. **Fee payable with tuition \$20.00.**


Tuition \$52.00
Members \$46.80

HANDWOVEN COTTON POTHOLDER WORKSHOP

Claudia Mathison
Sunday, December 17
1:00 PM - 5:00 PM

The classic potholder is popular again and can be made with a fun variety of contemporary colors and patterns. Spend a relaxing afternoon of weaving and gift making. **Fee payable with tuition \$20.00.**

Tuition \$52.00
Members \$46.80



Stained Glass Inspired Mini Book Workshop with Janice Baker (See page 3)

GLASS

STAINED GLASS

Eileen O'Donnell
10 Thursdays beginning September 21
6:30 PM - 8:30 PM

This class is for beginning and experienced stained glass artists to build individual works using the copper foil method. Learn how to cut glass, foil and assemble pieces into windows, sun catchers, boxes, panel lamps, etc. There will be patterns to choose from or students can bring in their own ideas. This class will enable students to expand their skills and make beautiful color creations of light. **Fee payable with tuition \$25.00.**

Tuition \$260.00
Members \$234.00

LAMP WORKED GLASS BEADS WORKSHOP

Stephanie Maddalena
Saturday-Sunday, October 21-22
10:00 AM - 4:00 PM

Students will learn to use a torch to melt glass rods, creating personalized colorful beads. Many decorating techniques will be demonstrated, including enamels, metal foils, flowers and more. **Fee payable with tuition \$25.00.**

Tuition \$325.00
Members \$292.50



Leather Halloween Masks Workshop with Katie Coleman

LEATHER

LEATHER HALLOWEEN MASKS WORKSHOP

Katie Coleman
Saturday, October 14
9:00 AM - 5:30 PM

Every goblin and ghoul loves a good mask and what better time to make one! Students will make a leather half mask that they have tooled, wet formed and dyed. Each mask will be as unique as the individual making it. This course will focus on teaching tooling skills, the wet forming process, choosing the right leather materials, finishing skills and basic pattern concepts. Join us to make something truly spooktacular that will last you for decades of Halloweens (and masquerade parties)! Students are suggested to either bring an apron or wear clothes that can get stained which may occur in the process. **Fee payable with tuition \$50.00.**

Tuition \$110.50
Members \$99.45

INLAY LEATHER KNIFE SHEATH WORKSHOP

Katie Coleman
Saturday-Sunday, December 2-3
9:00 AM - 5:00 PM

Explore the concepts of applying leather inlay for additional customization and design to your knife sheaths. We will review design, patterning, sewing and sealant treatments for either a pouch, split toe or stud style sheath, with or without a belt loop. To participate in this class you will be required to bring a knife to pattern. What style sheath you make will be determined by the kind of knife you bring with you. Students are suggested to either bring an apron or wear clothes that can potentially get stained during the process of finishing projects. **Fee payable with tuition \$65.00.**

Tuition \$208.00
Members \$187.20

[MORE LEATHER CLASSES >](#)

LEATHER HOLIDAY ORNAMENTS WORKSHOP

Katie Coleman

Friday, December 8
6:00 PM - 9:00 PM

Take a break from the hustle and bustle to spend an evening being creative and festive! The holiday season is great for making new memories, so what better way to do it than to learn a new skill and make unique gifts. The beautiful thing about leather ornaments is that they can be used to decorate at special times of year or be left out all year round. Students will make a several ornaments of different styles using various tools and learning some basic leather working techniques. Please bring an apron or wear clothes that can get stained in the process of finishing projects. **Fee payable with tuition \$30.00.**

Tuition: \$39.00

Members \$35.10



The Art of the Japanese Blade Workshop with Mace Vitale (See page 3)



Box Clasps Workshop with Joy Raskin

METALS

METALS & JEWELRY

Linda Edwards

10 Tuesdays beginning September 19
9:30 AM - 12:30 PM

Learn to create works of art made of fine metals. From jewelry to small sculpture, students will be introduced to the tools and techniques to manipulate copper, brass and silver. Students will learn sawing, filing, cold connections, soldering, surface textures, forming, fabricating, stone setting, and finishing. Guidance will be given to encourage creativity and develop design skills. Please be sure to attend the first class and bring a notebook and writing utensil. **Fee payable with tuition \$30.00.**

Tuition \$390.00

Members \$351.00

ALL ABOUT METALS

Connie Pfeiffer

10 Tuesdays beginning September 19
6:30 PM - 9:30 PM

Learn to create works of art made of fine metals. From jewelry to small sculpture, students will be introduced to the tools and techniques to manipulate copper, brass and silver. Students will learn sawing, filing, cold connections, soldering, surface textures, forming, fabricating, stone setting, and finishing. Guidance will be given to encourage creativity and develop design skills. Please be sure to attend the first class and bring a note book and writing utensil. **Fee payable with tuition \$30.00.**

Tuition \$390.00

Members \$351.00

GUIDED INDEPENDENT STUDIES IN METALS

Linda Edwards

10 Thursdays beginning September 21
9:30 AM - 12:30 PM

For students with metalworking experience to focus on their own interests. Select and design your own projects and receive guidance to execute them. Focus on enriching design skills and addressing artistic intent. **Fee payable with tuition \$30.00.**

Tuition \$390.00

Members \$351.00

DISCOVER SILVER METAL CLAY WORKSHOP

Nancy Karpel

Sunday, September 24
10:00 AM - 3:30 PM

Silver Metal Clay looks and feels like clay but is actually pure silver in an organic binder. Learn all the basic information and techniques for forming, surface texturing, firing, and finishing. Flush setting of lab grown gemstones will also be covered, and inexpensive stones can be purchased in class. Great for beginners, jewelry students, clay artists, bead makers, and others! You will have the opportunity to finish and take home unique pieces of fine silver jewelry. Materials fee of \$100.00 is payable to instructor at class and includes silver clay, use of tools, supplies and handouts.

Tuition \$170.00

Members \$153.00

SOLDERING TIPS & TRICKS WORKSHOP

Joy Raskin

Saturday, October 7
10:00 AM - 4:00 PM

Learn the basics of how to set up your own soldering space, torch and tank, including safety issues. We will cover soldering basics to advanced, from butt joints to stick soldering, and how to support metal for hard to reach joints. Great for those who have been taking jewelry classes but want to understand or improve their soldering. Bring in your problem soldering jobs and we will work on ways to solve them. We will be using acetylene/air torches and oxygen/acetylene Little Torch. There will be a portable oxygen/propane Little Torch setup to try out as well. You can even bring your own setup if you need further help. Extra tips and tricks will be included! **Fee payable with tuition \$15.00.**

Tuition \$230.00

Members \$207.00

MORE METALS CLASSES >

COMBINING GOLD & SILVER WORKSHOP

Joy Raskin

Sunday, October 8

10:00 AM - 4:00 PM

Are you ready to work with gold and add accents to your silver? We will cover the different alloys of gold, the different colors available from yellow, white, and pink gold, and how to solder. We will do some keum-boo on patterned silver sheet, make a gold bezel on a silver back, work with 18kt over sterling bi-metal, work with gold filled wire and sheet. It adds a lovely 2-tone effect. Estimated cost of materials \$25 to \$200.

Tuition \$230.00

Members \$207.00

SILVER METAL CLAY II WORKSHOP

Nancy Karpel

Saturday, October 28

10:00 AM - 4:00 PM

In this new one day workshop students will take designing pendants to the next level and learn techniques for forming and firing silver metal clay over supports for a three dimensional look. Techniques demonstrated will include doming, stacking and draping. Techniques for forming and attaching pendant bales will be demonstrated and used in the making a three dimensional pendant. Focus will also be on perfecting dry finishing the metal clay pendants before firing. Flush stone setting can be used. Depending on size and design, students will be able to finish and take home one or two unique silver pendants. Prerequisite: at least one other metal clay class. A materials fee* of approx. \$100 includes sufficient metal clay, tools, supplies and handouts to complete class project, and is payable to the instructor at class. *Materials fee is subject to change with the metals market.

Tuition \$185.00

Members \$166.50

WORKING WITH GOLD WORKSHOP

Joy Raskin

Saturday, November 4

10:00 AM - 4:00 PM

Want to try your hand at working with gold, or adding it to your silver jewelry? This workshop is ideal for anyone who wants to step up their bench working skills and expand their metal palette. An overview of the different karats of each alloy will be covered but we will work mostly in 14kt yellow gold. The instructor will demonstrate soldering gold to silver, the behavioral differences between gold and silver solder, how to solder bezels and set stones in gold. We will make gold bezels and learn to add gold settings to jewelry. We can recycle old gold jewelry to make ingots used to produce wire, bezel, beads for accenting silver, etc. Surface embellishment such as Keumboo will be covered. Estimated cost of gold supplies-\$25-200.

Tuition \$230.00

Members \$207.00

BOX CLASPS WORKSHOP

Joy Raskin

Sunday, November 5

10:00 AM - 4:00 PM

Box clasps can be made into a variety of shapes; round, square, curved or even a leaf shape but all work the same way. We will make a basic box clasp using silver sheet metal, making a boxy form, and then make the tongue to fit into the box. Adding a tongue plunger will allow the tongue to be removed from the box clasp and a safety catch for extra security. Learn about hinges, hinged closures, clasps and other mechanisms that can be used on your boxes and jewelry. Surface embellishments, texturing, and decoration and riveting will be demonstrated. Some basic soldering experience is helpful in this class.

Tuition \$230.00

Members \$207.00



SETTING STONES IN SILVER CLAY WORKSHOP

Nancy Karpel

Saturday, November 18

10:00 AM - 4:00 PM

Take your metal clay designs to the next level! Add color and brilliance to your pieces by learning to set natural and lab-grown stones in silver metal clay. Learn which stones can be fired in the kiln, and how to flush-set stones to fire in the kiln. Explore the special considerations for bezel setting stones in metal clay using templates and pre-formed settings. Demonstration/discussion of the silver metal clay slip-syringe for setting, prong setting, and channel setting will be included as time permits. Materials fee includes sufficient silver metal clay, supplies and handouts to complete class projects. Inexpensive faceted and cabochon stones, pre-formed settings and additional silver clay will be available for purchase at the workshop. Prerequisite: at least one other silver metal clay class or workshop. Basic metal clay working tools, including portable work-surface, are required and will not be provided. A small tool kit may be rented in class for \$3.00. Materials fee* of approx. \$125. is payable at class. *Materials fee is subject to change with the metals market.

Tuition \$185.00

Members \$166.50

PAINTING

TURN YOUR PAINTING AROUND

Lexa McCrady

7 Mondays beginning September 11
9:30 AM - 12:30 PM

People are taking online painting lessons since the pandemic. But what happens when the painting needs help and you need advice? This for-all-levels class is what you might ask for: problem solving! Learn new skills, and color combinations, explore realism, narrative, abstracting away from a subject composition. Choose photos from your cell phone about your life and print them. In class, we start alla prima: we fill the canvas expressively at the beginning to capture ideas. Then we consider more slowly, and manipulate areas. With the help of a teacher guide you can learn to make choices that will give you rewarding results in painting, drawing, image-making and collage.

Tuition \$273.00
Members \$245.70

BEGINNER/INTERMEDIATE OIL PAINTING

Patricia Meglio

10 Tuesdays beginning September 19
2:00 PM - 4:30 PM

Paint in oils a subject of your choice. Instructor will cover all materials and techniques, including values, color mixing, texture, edges and how to select a good composition. Bring a sharp 8" x 10" or larger photo reference. Instructor will demonstrate a variety of painting techniques and provide individual and class instruction and informative hand-outs, as well as class critiques.

Tuition \$325.00
Members \$292.50



PAINTING OR DRAWING THE PORTRAIT

Scott Paterson

10 Wednesdays beginning September 20
7:00 PM - 9:00 PM

Become more confident as a portraitist and capture the personality of your subject in your art. Students already confident in a medium other than graphite pencil (e.g. oil, acrylic, pastels, etc.) should feel free to bring them to class. Otherwise, prepare to draw with pencil and bring a 9 x12 sketch pad, a few soft pencils (anything from 6B to 9B), and, preferably, a kneaded eraser.

Tuition \$260.00
Members \$234.00

LIGHT & MOOD IN PAINTING

Julia Rogoff

10 Thursdays beginning September 21
9:30 AM - 12:30 PM

Let's take our inspiration from the dramatically evolving world around us to push our painting towards more dynamic expression. Come to the first class with an image you are interested in taking to the next level, whether abstract or guided by real or imagined landscapes. Shoreline images can become crashing rocks, a walk at dusk can lead onto a mysterious path, peaceful marsh scenes can become radiant sunsets, a tree on a hill could become a windswept moor. Take a simple image and transform it, allowing distortions, dramatic evolution of palette, more expressive brush strokes, paint application and size of the image to create a bigger, bolder picture. Prior painting experience is recommended. Students will work independently with supportive individual and group critiques if desired, plus occasional discussions about art history.

Tuition \$390.00
Members \$351.00



ACRYLIC PAINTING

Scott Paterson

10 Fridays beginning September 22
10:00 AM - 12:00 PM

Do you have a bit of background in drawing, and/or painting, but want to move beyond your current level? This class will help. We'll cover various approaches to developing compositions, become more aware of tonal values and make color a friend. We'll employ a host of technical tips, as well as allow time for critiques.

Tuition \$208.00
Members \$187.20

TRY YOUR HAND AT PAINTING & DRAWING WORKSHOP

Scott Paterson

10:00 AM - 1:30 PM

Session A: Saturday, October 14

Session B: Saturday, November 18

Session C: Saturday, December 9

This workshop is geared towards the absolute adult beginner to come learn the basics of painting and drawing in a supportive, judgment-free session. Spend the morning in the GAC studios and learn about basic techniques, materials and approaches to working creatively in two dimensions. Come discover your creative potential. **Fee payable with tuition \$5.00.**

Tuition \$45.50
Members \$40.95

MIXING COLOR 101 WORKSHOP

Lisa Arnold

Saturday, November 4

1:00 PM - 3:00 PM

A color foundation will only enhance your painted pieces. Let's polish up our knowledge of color mixing in both watercolor and/or acrylics. We will revisit the primary colors and mix them to create a wide array of hues. This is a great workshop for beginners or for those who want to refresh their skills. Learn to mix opposite colors on the color wheel, create dynamic shading and learn about wash techniques. Mix your own colors, explore values, tones, and more.

Tuition \$26.00
Members \$23.40

SCULPTURE

STONE SCULPTURE: STUDIO TIME

10 Mondays beginning September 18
9:00 AM - 12:00 PM

Join other experienced stone sculptors to work on your pieces in a collegial, group environment. Open to those who have previously studied stone carving at GAC. **Fee payable with tuition \$25.00.**

Tuition \$390.00
Members \$351.00

SPECIAL INTEREST

EXPRESSIONIST COLLAGE WORKSHOP

Dolores Marchese
Saturday, September 30
1:00 PM - 4:00 PM

Working in collage and painting, you will learn more about who you are and want you want to do. In her book *Signs of Life*, cultural anthropologist Angeles Ariens tells of five universal signs or symbols and how to use them in your creative work. Beginning with an exercise she developed, you will learn which shapes are most personally relevant. Using them, you will choose from papers, illustrations, writings, etc. to create a collage-painting that helps with self-awareness while making art. Book purchase is optional. **Fee payable with tuition \$15.00.**

Tuition \$39.00
Members \$35.10



Exploring Your "Third Act Of Life" Through Art & Writing with Amy Barry

EXPLORING YOUR "THIRD ACT OF LIFE" THROUGH ART & WRITING

Amy Barry
5 Tuesdays beginning October 3
10:00 AM - 12:00 PM

As each generation is living longer, more active lives, people in midlife and beyond, who are married, divorced, single or widowed, recent empty nesters, still working or retired, are finding themselves asking the same question: How will I spend the next 20, 30 or even 40 years of my life? Implemented in the workshop will be creative visualizations, hands-on expressive art and writing exercises, current research findings and group discussion to move beyond "intermission" into a rich and rewarding "third act." Please bring a writing book or journal and a small set of oil pastels.


Tuition \$130.00
Members \$117.00

ENCAUSTIC: AN INVESTIGATION INTO PROCESS WORKSHOP

Leslie Giuliani
Saturday-Sunday, October 21-22
10:00 AM - 3:00 PM

Working in Encaustic invites spontaneity and improvisation with tools and other materials. The painted layers harden almost immediately allowing artists to carve, scrape and etch into the surface unearthing the history of paint colors below. Collage and transferred images can be easily added to the surface. Paintings can be drawn on with various dry media. Stencils and pan pastels are a great way to add graphic interest, plus fusing and remelting can create amazing visual effects. Lastly, pigment sticks oil paint may be rubbed onto the textured surface to enhance even the tiniest details. **Fee payable with tuition \$30.00.**

Tuition \$130.00
Members \$117.00



Encaustic: An Investigation Into Process Workshop with Leslie Giuliani

WEAVING

FLOOR LOOM WEAVING: SESSION A

Linda Edwards
10 Wednesdays beginning September 20
9:30 AM - 12:30 PM

Beginners will learn the fundamentals of weaving by designing a warp, dressing a loom and weaving a sampler of plain and patterned weaves. A second project of the student's choice will complete the term. Intermediate and advanced students receive individualized instruction and are encouraged to explore the diversity of the craft on four or eight harness looms. Beginners sampler fee of \$12.00 payable in class. Bench time available.

Tuition \$390.00
Members \$351.00

FLOOR LOOM WEAVING: SESSION B

Eva Polizzi
10 Thursdays beginning September 21
9:30 AM - 12:30 PM

Beginning students will learn to measure a warp, dress a four or eight-harness loom and draft basic patterns for weaving cloth. After completing a sampler of traditional weave structures, they will plan, design and weave a project of their choice. More advanced students will be encouraged to either deepen their handweaving skills or try new methods as they complete their projects with individualized instruction. Beginners sampler fee of \$12.00 payable in class. Bench time available.

Tuition \$390.00
Members \$351.00

THE GALLERY

The GALLERY at Guilford Art Center presents exhibits of contemporary American art and craft and serves as a venue for a number of community arts organizations. It is open year-round and is always free to the public.

August 11 - September 3
NICOLE GINZBURG,
RESIDENT POTTER

September 11 - October 1
GUILFORD ART LEAGUE

Benefits Guilford Art Center
& Guilford Food Bank

Soup for Good **TO GO**

Sunday, November 19

2:00 - 4:00PM

\$40.00 per person

PICK-UP AT GUILFORD ART CENTER

A GREAT WAY TO KICK OFF THE HOLIDAY SEASON!

Select a ceramic bowl handmade by
GAC potters, plus your choice of
3 homemade soups, bread and wine.

VISIT HOLIDAY EXPO

A One-of-a-Kind Holiday
Shopping Experience
featuring Handcrafted Gifts
by Modern Makers

Tickets on Sale Soon!

www.guilfordartcenter.org
info@guilfordartcenter.org

THANK YOU TO OUR BUSINESS SPONSORS

PRINCIPAL

White Mountains

PARTNERS

Martha & Terry Maguire
Prospector Partners
Yale New Haven Health

SUPPORTERS

MAI Capital

FRIENDS

Bailey Scarano • CK Architects
East River Energy
Ladd Capital Management
Monte Financial Group
Page Hardware & Appliance

FOUNDATIONS

CT Office of the Arts • CT Humanities
Community Foundation
for Greater New Haven
Guilford Foundation
NewAlliance Foundation

REGISTER ONLINE: GUILFORDARTCENTER.ORG

12

ADULT CLASSES

YOUTH & TEEN FALL PROGRAMS

AGES 5+

COLOR & DRAWING FOR JUNIOR ARTISTS

Nellie Shevelkina

8 Mondays beginning September 18
4:00 PM - 5:30 PM

Young students will try their hands on representational drawings from observation and will draw by looking at real objects and graphic images. Students will learn about color and how to create different hues while developing eye/hand coordination and drawing skills. This is a class for young kids, ready to follow directions and be gently pushed to achieve and hone new skills. There will be new projects for returning students.

Tuition \$180.00
Members \$162.00

POTTERY FOR KIDS

Carole Firth

8 Tuesdays beginning September 19
4:00 PM - 5:30 PM

Kids will learn techniques used to build different forms out of clay. They will be guided as they learn how pinching, coiling, and slabbing will help them create forms. This is a great class where they can use their imagination and creative skills to make something unique.

Tuition \$180.00
Members \$162.00

AGES 6+

TERRA COTTA PUMPKINS WORKSHOP

Alice Chittenden

Saturday, October 7
1:00 PM - 3:30 PM

In this workshop students will use terra cotta clay to create their own Jack-O-Lantern. First they will learn how to make a clay pumpkin using the coil method of construction. Students will then use clay tools to carve their pumpkins. After drying and firing the Jack-O-Lanterns will be ready to take home and be enjoyed. **Fee payable with tuition \$5.00.**

Tuition \$42.50
Members \$38.25

TURKEY BOWLS WORKSHOP

Alice Chittenden

Saturday, November 4
1:00 PM - 2:30 PM

In this workshop students will make a turkey bowl using stoneware clay and the pinch method of construction. They will also learn several methods of adding clay details. The pieces will also be glazed. After they have been dried and fired they will be ready to take home. **Fee payable with tuition \$5.00.**

Tuition \$22.50
Members \$20.25

AGES 8+

POTTERY BY WHEEL & HAND

Alice Chittenden

8 Mondays beginning September 18
4:00 PM - 6:00 PM

In this class students will work on the potter's wheel and learn hand building methods as well. Beginners will learn all the basics of pottery while returning students will get a chance to improve their skills on new projects. Students will be make some pieces which they can eat or drink out of and be given some time to explore their own ideas. Several finishing and glazing techniques will be taught. **Fee payable with tuition \$20.00.**

Tuition \$240.00
Members \$216.00

COLOR YOUR WORLD

Nellie Shevelkina

5 Tuesdays beginning September 19
4:00 PM - 6:00 PM

Colors surround us and affect how we feel and influence our mood and ways we see. We will use studies and experiments of Josef Albers, Paul Klee, Vasiliy Kandinsky and other artists to discover how colors interact and influence each other and us. We will create abstract paintings, collages and designs and learn how colors can change appearances.

Tuition \$150.00
Members \$135.00

[MORE AGES 8+ CLASSES >](#)



REGISTER ONLINE: GUILFORDARTCENTER.ORG

13

YOUTH CLASSES

DRAWING HUMANS

Nellie Shevelkina

8 Wednesdays beginning September 20
4:00 PM - 6:00 PM

Students will get familiar with human body proportions and shapes; begin to understand how different body parts relate to each other and all together create a unique body image. Using a manikin, we will practice drawing a body in different poses and movements. We will look at how different artists represent humans: formal portrait, comics, animation, cartoons and graphic novels. Returning students will continue to hone their skills in more detailed and creative ways.

Tuition \$240.00
Members \$216.00

STILL LIFE PAINTING

Nellie Shevelkina

8 Thursdays beginning September 21
4:00 PM - 6:00 PM

Still life is one of the most popular themes in the history of art. We will look at the still life paintings of many artists, note how they hide secret messages and special meaning into their work, and learn to create our own. After exercises with paints, pens, colored pencils, oil pastels and collages, students will have an opportunity to build their own still life to paint or draw.

Tuition \$240.00
Members \$216.00

AGES 9+

UPCYCLED CRAFTS & DECOUPAGE

Carole Firth

8 Mondays beginning September 18
4:00 PM - 6:00 PM

Let's recycle and learn how to turn ordinary things into beautiful new creations! Children will use a variety of everyday materials to give them new life and purpose, making their own upcycled objects. We will use recycled jars, found objects, natural materials, cardboard, decoupage glue, colorful papers, embellishments, and paint to create projects such as candle holders, mandala wind spinners, fairy houses, bird feeders, flower/plant containers, treasure boxes, posters and frames. **Fee payable with tuition \$25.00.**

Tuition \$240.00
Members \$216.00

OBSERVATIONAL DRAWING & PAINTING

Carole Firth

8 Thursdays beginning September 21
4:00 PM - 6:00 PM

Through observational drawing and painting students will increase their visual communication skills by transferring their ideas and ways of seeing into their own 2- dimensional imagery. They will strengthen their spatial awareness, improve memory, concentration, focus and improve their fine motor and math skills. Observing and interpreting what they see helps children become aware of and appreciate shape, patterns, lines, form, outline, structure, shading, color, and of course imagination! In really looking and translating qualities of natural objects, children become more attuned to the natural world. We will use a variety of materials including; artist's papers, wood, pencils, erasers, vine charcoal sticks and watercolor, acrylic and gouache. Students will also be given their own artist's notebook and pencil to guide them towards sketching and observing things during the week. By the end of the session students will have a small portfolio of personal artwork. **Fee payable with tuition \$10.00.**

Tuition \$240.00
Members \$216.00

AGES 10-14

CLAY FOR TWEENS & TEENS

Alice Chittenden

8 Wednesdays beginning September 20
4:00 PM - 6:00 PM

In this class students will learn the hand building methods of pinch, coil and slab. These versatile methods can be used singly or in combination. Students will also utilize decorative surface techniques such as carving, stamping and adding clay embellishments. Using the potter's wheel will also be taught. Glazing will enable students to add color and a smooth surface to their work. There will be class projects as well as time for students to pursue their own ideas. **Fee payable with tuition \$30.00.**

Tuition \$240.00
Members \$216.00

PARENT & CHILD

PARENT & CHILD WORKSHOP: MAKING MANDALAS TOGETHER

Carole Firth

Sunday, October 8
1:30 PM - 3:30 PM

Enjoy a calm, relaxing activity together during this parent/child workshop. We will use paper, and a variety of design pigments to paint beautiful mandala art. Embellish your designs with a variety of crafting materials, botanicals and glue. We will listen to meditation music during the session. The basis of all mandalas can be found in nature, such as in the swirling pattern of a sunflower or seashell or the symmetry of a snowflake- these shapes, forms and colors can evoke a deep sense of harmony, perception and inner peace. **Please note: tuition is per person.**

Tuition \$30.00
Members \$27.00

TEENS

TEEN BLACKSMITHING

Colt Allen

3:30 PM - 5:30 PM

Session A: 4 Tuesdays beginning

September 5

Session B: 4 Tuesdays beginning October 3

Session C: 4 Tuesdays beginning

November 7

Session D: 3 Tuesdays beginning

December 5

Students will learn basic forging techniques, how to build and maintain a coal fire, and use the new skills to make several small projects such as hooks, fire pokers, and jewelry. Students will need safety glasses, dust mask or respirator, leather work gloves, (welding gauntlets not needed) and should wear jeans, a non-flammable cotton shirt and/or jacket, and closed-toed boots or leather shoes. Our forge is an outdoor building that is only semi-enclosed; please dress accordingly. **Fee payable with tuition \$10.00.**

Tuition Sessions A, B, C \$200.00
Members \$180.00

Tuition Session D \$150.00
Members \$135.00

REGISTER NOW!

Online at guilfordartcenter.org.

FINANCIAL AID

Deadline: September 8

Financial aid is available for adults and children based on need and interest. Forms are available on our website (see Financial Aid, under SCHOOL tab) and should be emailed to info@guilfordartcenter.org or mailed to GAC, PO Box 589, Guilford, CT 06437.

CANCELLATION, REFUND, AND PRIVACY POLICIES

If a program is oversubscribed when a student's payment is received, the student will be notified and the full amount will be refunded or may be applied toward another course. If a class or workshop is canceled due to insufficient enrollment, students will be notified and full tuition will be refunded or may be applied toward another course. Students who withdraw from a class or workshop up to two weeks before the first class are eligible for a full refund. Up to one week before the first class, students who withdraw are eligible for a credit, less a \$25 registration fee. After that, consideration can only be given with a written medical excuse, or in the case of other extraordinary circumstances. Credits may only be for classes going forward from the date excuse is received by Guilford Art Center.

Students missing a regularly scheduled class will not receive a refund or a makeup class.

Classes not held due to bad weather or instructor's absence will be rescheduled, usually at the end of the semester. Call 203.453.5947 for weather cancellations, which will be announced on the main message line and on the website.

GUILFORD ART CENTER reserves the right to change its calendar, withdraw or modify course of instruction or substitute instructors at anytime.

GUILFORD ART CENTER is committed to your privacy. We will always make sure that any personal information you provide is kept confidential. It will not be sold or shared. Your email address may be used to keep you informed of current and upcoming GAC programs and events.

GAC is handicapped accessible.

JOIN US THIS FALL!



TO REGISTER

Go to guilfordartcenter.org for a list of classes and to register.

HAVE QUESTIONS?

Contact us at 203-453-5947 or info@guilfordartcenter.org, Monday-Friday, 10AM-4PM. We'll respond to you as quickly as possible.

Please note these important updates when registering:

- Registration is online. You can also visit the GAC customer service desk M-F, 10am-4pm, email info@guilfordartcenter.org, or call 203-453-5947 for assistance.
- Classes are open to all levels unless otherwise noted; adult classes are open to ages 13+.
- Make sure to view full class descriptions on our website. There may be required supplies for a class not listed in this catalog.
- If you're taking an online class, keep your Zoom information handy! Once a registration is received for an online class, the Zoom code and password will be emailed to you. You must register at least 24 hours in advance of the start of class to receive the Zoom info. Keep this code and password in a convenient place!