

GUILFORD ART CENTER: CREATING ART & COMMUNITY



WINTER 2024

Creating Art & Wellness

CLASSES & WORKSHOPS

Blacksmithing	2
Ceramics	3
Creative Well Being	11
Drawing	5
Fiber	5
Glass	6
Leather	7
Metals	7
Painting	9
Painting Online	10
Photography	10
Sculpture	10
Special Interest	10
Teens	14
Weaving	12
Youth: Ages 5+	13
Youth: Ages 6+	13
Youth: Ages 7+	13
Youth: Ages 8+	14
Youth: Ages 9+	14
Youth: Ages 10-14	14

NEW! Registration 15

FEATURED PHOTOS:

Creative Well Being Series with Janice Baker, Shirret Crochet Workshop with Lexa Mccrady, Playing with Water Media with Sharon Schmiedel, and Sticking Around: Not Your Everyday Clothing Accessory Workshop with Helen Wyland-Malchow.



BECOME A MEMBER

Support GAC, Save 10% on
Classes & Workshops And More!

HAVE QUESTIONS?

Contact us Mon-Fri 10AM-4PM
203-453-5947, info@guilfordartcenter.org.

ADULT WINTER CLASSES

Classes are open to all levels unless otherwise noted; adult classes open to ages 13+. Make sure to view full class descriptions on www.guilfordartcenter.org; there may be required supplies for a class not listed in this catalog.

BLACKSMITHING

INTRO TO BLACKSMITHING WORKSHOP

Mace Vitale

Session A: Saturday-Sunday January 6-7

Greg AmEnde

Session B: Saturday-Sunday February 3-4
10:00 AM - 4:00 PM

Mace Vitale

Session C: 4 Wednesdays beginning March 6
6:00 PM - 9:00 PM

This workshop will introduce students to the basics of forging steel to shape using a hammer and an anvil. **Fee payable with tuition \$45.00.**

Tuition \$300.00
Members \$270.00

OPEN FORGE

Mace Vitale

Session A: 4 Wednesdays beginning January 10

Session B: 4 Wednesdays beginning February 7
6:00 PM - 9:00 PM

Here is a chance for Blacksmithing and Bladesmithing students to continue projects they have started, or start a new project they have been wanting to do under the guidance of a working smith. Projects will be tailored to the individual student. Pre-requisite of a beginner blacksmith or bladesmith class. **Fee payable with tuition \$20.00.**

Tuition: \$270.00
Members \$243.00

INTRO TO THE HAND FORGED BLADE WORKSHOP

Aidan Garrity

Session A: Saturday-Sunday January 13-14

Session B: Saturday-Sunday March 9-10
10:00 AM - 5:00 PM

Covers the basics of forging, grinding, heat treating, and sharpening of a small utility knife. The instructor will discuss fit and finish, overall knife design, how to sharpen and care for knives, and how to begin making knives on your own. Students should expect to forge several blades over the weekend, and get at least one to the point of a usable knife. **Fee payable with tuition \$45.00.**

Tuition \$350.00
Members \$315.00

THE WAR HAMMER WORKSHOP

Mace Vitale

Session A: Saturday-Sunday January 20-21

Session B: Saturday-Sunday March 16-17
10:00 AM - 5:00 PM

In this workshop students will hot punch holes in 1 ¼" round bar, split the face of the hammer and then forge a spike off the back end. Heat treat and hickory handles...then some testing on a steel drum! **Fee payable with tuition \$60.00.**

Tuition \$350.00
Members \$315.00

ATTENTION BLACKSMITHING STUDENTS!

Students will need safety glasses, leather work gloves, dust mask or respirator, (welding gauntlets not needed) and should wear jeans, a non-flammable cotton shirt and/or jacket, and closed-toed boots or leather shoes. Our forge is an outdoor building that is only semi-enclosed; please dress accordingly. For full-day workshops, please bring a lunch to be on the safe side, as there may or may not be time to get food during a lunch break.

FORGING COOKING UTENSILS: SPOONS, LADLES & BOWLS WORKSHOP

Marsha Trattner

Saturday-Sunday January 27-28
10:00 AM - 4:00 PM

We will start with basic forging techniques-shouldering, tapering, spreading and sinking to create spoons out of steel bar stock. Forge welding and upsetting will also be introduced. Next we will move on to making bowls out of sheet steel, using sinking and planishing. The workshop culminates in creating a useful and beautiful ladle. The bowl of the ladle will be hand hammered out of sheet metal. Several options and skills will be shown for forging the ladle handle; including shouldering, splitting, punching, twisting and braiding. The ladle bowl and the handle will be riveted together, just in time for soup season. **Fee payable with tuition \$45.00.**

Tuition \$385.00
Members \$346.50


FORGED ARROWHEADS WORKSHOP

Mace Vitale

Adult all levels
Saturday-Sunday February 10-11
10:00 AM - 4:00 PM

Students will learn how to forge several types of arrowheads. Forging to shape, sockets, tangs, clean up, and heat treat will be covered. **Fee payable with tuition \$20.00.**

Tuition \$300.00
Members \$270.00



*Forged Arrowheads Workshop
with Mace Vitale*

PARING KNIVES WORKSHOP

Aidan Garrity
Saturday-Sunday February 17-18
10:00 AM - 5:00 PM

Students will work on 1-2 small kitchen paring knives, leaving with at least one fully finished blade. These knives are meant for intricate or light cooking applications. The class will focus on forging, heat treating, edge geometry, and ergonomics for kitchen utility. In addition, the differences between the various versions of this blade will be explored. **Fee payable with tuition \$35.00.**

Tuition \$350.00
Members \$315.00

CAMPFIRE TOOLS WORKSHOP

Greg AmEnde
Saturday-Sunday February 24-25
10:00 AM - 4:00 PM

Make your campfire time more enjoyable by using handmade campfire tools. This class will focus on forging a campfire/cooking tripod and also a number of cooking accessories depending on the time and forging ability. S-hooks, a cooking trammel, trivets, dutch oven lid lifter, and fire poker are some examples of accessories students may make during the class. Forging experience is suggested as some of the projects may be challenging for a new student. Drawing out, forge welding, twisting, and punching are some of the skills this class will focus on. **Fee payable with tuition \$50.00.**

Tuition \$300.00
Members \$270.00



Forging Cooking Utensils: Spoons, Ladles & Bowls Workshop with Marsha Trattner

GARDEN TOOLS WORKSHOP

Mace Vitale
Saturday-Sunday March 2-3
10:00 AM - 4:00 PM

Students can get ready for the spring gardening season, creating utensils to work the soil. We will fashion a hand trowel using an old railroad spike, a hand rake and, time permitting, a weeding tool. **Fee payable with tuition \$45.00.**

Tuition \$300.00
Members \$270.00

MAKING A TOMAHAWK WORKSHOP

Aidan Garrity
Saturday-Sunday March 23-24
10:00 AM - 5:00 PM

Students will create a tomahawk using the slit and drift method. The instructor will also demonstrate the wrap and weld method and explain the variations. Topics covered will include forming the shape of the head, drifting the eye, fitting a handle, grinding and polishing the bit, heat treating, and sharpening. **Fee payable with tuition \$30.00.**

Tuition \$350.00
Members \$315.00

CERAMICS

CREATING WITH CLAY

Alice Chittenden
8 Mondays beginning January 8
9:30 AM - 12:30 PM

This course is designed to help students increase their pottery skills whether they are beginning, intermediate or advanced students. Both wheel and handbuilding techniques are taught. Students may work in both or focus on one. Surface treatments including colored clay slips, underglazes and glazes will be covered. Instruction is delivered through both teacher demonstrations and individual help to students. Critiques provided to students upon request. There will be a raku firing during the last class for those who would like to participate. **Fee payable with tuition \$30.00.**

Tuition \$360.00
Members \$324.00

FROM FORM TO FUNCTION

Deborah Staub Luft
8 Mondays beginning January 8
7:00 PM - 10:00 PM

Learn wheel throwing, designing and glazing techniques with an eye to function. This class is for students of all experience levels and centers on structured, hands-on instruction for new students while more experienced students can develop their skills to make larger and more complex forms through teacher demonstrations and individualized instruction. **Fee payable with tuition \$30.00.**

Tuition \$360.00
Members \$324.00

CERAMICS STUDENTS

Tuition includes bench time for students enrolled in classes; it does not include workshops. Clay must be purchased in class; tool kits also available. Please bring cash or check. Lab and clay fees cover costs of firings and glaze materials.

EXPRESSION IN CLAY

David Frank

8 Tuesdays beginning January 9
12:30 PM - 3:30 PM

Find your seat within this group of beginner to advanced potters. Set individual goals while exploring a dynamic range of skills including wheel throwing and hand-building, as well as skills for finishing your work including carving, slips, and diverse glaze techniques. Students will engage in both round table group critiques, as well as plenty of one-on-one attention. **Fee payable with tuition \$30.00.**

Tuition \$360.00
Members \$324.00

EXPLORATIONS IN CLAY

Claudia Schiavone

8 Tuesdays beginning January 9
6:30 PM - 9:30 PM

In addition to developing the fundamentals of wheel-throwing and hand building, this course will explore various alternative firing techniques including pit-firing, raku, smoke firings and more. We will also experiment with unconventional surface treatments. The course is open to students of all levels. The only requirement is the desire to grow your skills and challenge your creativity. **Fee payable with tuition \$30.00.**

Tuition \$360.00
Members \$324.00

CERAMIC SCULPTURE

Lisa Wolkow

8 Wednesdays beginning January 10
9:30 - 12:30 PM

For experienced students who would like to work sculpturally in clay, taking full advantage of everything that a ceramics studio can offer. Students will be introduced to ways of experimenting, working and thinking as sculptors, as well as techniques for constructing forms, building surfaces and firing. Students with a background in wheel work may want to explore hand building skills in conjunction with thrown forms. **Fee payable with tuition \$30.00.**

Tuition \$360.00
Members \$324.00

POTTERY FOR ALL LEVELS

Louise Harter

8 Thursdays beginning January 11
7:00 PM - 10:00 PM

In this class we will focus on mastering the skills to make dishes for food. We will cover clay preparation, forming pots on the wheel, trimming, pulling handles, and glazing. Students with prior experience will have the opportunity to further their skills through individual coaching and critique. However, no prior experience is required -- if you have always wanted to try pottery, this class is for you. Part of every class will be dedicated to demonstrations and examining well-crafted pots. **Fee payable with tuition \$30.00.**

Tuition \$360.00
Members \$324.00

MAKING POTTERY - "PAS DE DEUX"

Anita Griffith & Robert Parrott

8 Fridays beginning January 12
9:00 AM - 12:00 PM

Veteran instructors Anita Griffith and Robert Parrott team-up to combine the best of their approaches to teaching pottery. Alternating weeks of instruction, Anita and Bob will offer a comprehensive survey of hand building and wheel throwing, with an emphasis on form, function, and development of personal style and expression. Learn about pottery shapes and uses, from cups, bowls and plates to vases, bottles and teapots. Beginners are welcome and will learn all the basics of forming and glazing. Intermediate and advanced students will be challenged to work toward more refined products and to design independent projects with guidance and demonstrations. **Fee payable with tuition \$30.00.**

Tuition \$360.00
Members \$324.00

POTTERY: THE WHEEL & MORE

Justin Gerace

8 Fridays beginning January 12
2:00 PM - 5:00 PM

Want to make ceramics on the wheel? This class is for you. Come learn all the techniques and steps to make successful pottery on the wheel, including wedging, shaping, trimming, decorating and glazing. **Fee payable with tuition \$30.00.**

Tuition \$360.00
Members \$324.00

FRIDAY NIGHT POTTERY WORKSHOP

Claudia Schiavone


Session A: Friday January 26
Session B: Friday March 1
6:30 PM - 9:30 PM

Come and join the fun as we play with clay! In this one-night workshop, we will hand build and glaze a unique piece. Students are encouraged to come with an idea of the project, like a bowl, vase, platter, or garden art. The possibilities are endless! Enjoy a creative night out with friends or come and make new ones. Finished pieces will be available for pick up 2 to 3 weeks later. **Fee payable with tuition \$15.00.**

Tuition \$55.00
Members \$49.50



Creating With Clay with Alice Chittenden



Colored Pencils Workshop with Lisa Arnold



Drawing For All with Scott Paterson

FIBER

PRINT, CARVE, REPEAT: HAND PRINTING TECHNIQUES

Claudia Mathison

4 Fridays beginning January 19
10:00 AM - 1:00 PM

Explore hand printing techniques on textiles and papers. You'll become proficient using carving tools, block printing inks, as well as creating repeat patterns to produce a quality hand printed design. Basic supplies will be provided although students are welcome to bring favorite papers and fabrics for experimentation. **Fee payable with tuition \$25.00.**

Tuition \$156.00

Members \$140.40

LET'S GET SEWING

Claudia Mathison

4 Fridays beginning February 16
10:00 AM - 1:00 PM

Students will master basic machine and hand sewing techniques. Sewing skills include hemming, fabric selection, proper sewing tools, mitered corners and more. Project choices are sewing a table runner, envelope pillow, apron and zippered pouch. This class is suitable for new as well as established sewists who may need a refresher. Machines will be provided although students are welcome to bring their own machine. Supplies are not required for the first class. A list will be provided once students choose their first project. **Fee payable with tuition \$25.00.**

Tuition \$156.00

Members \$140.40



Sew A Four Corner Tote Bag Workshop with Claudia Mathison

DRAWING

DRAWING FOR ALL

Scott Paterson

8 Mondays beginning January 8
10:00 AM - 12:00 PM

Students will draw with graphite pencil, learning about line, dark and light values, composition and more. We will turn the ordinary into the sublime, working from a still life (and other things) of each student's own design. Please bring a few soft pencils (6B to 9B) and a 9 x12 sketch pad to the first class.

Tuition \$208.00

Members \$187.20

SMOOTH PAINTING WITH PASTELS

Lisa Arnold

8 Thursdays beginning January 11
10:00 AM - 12:00 PM

Working on smooth surfaces with pastels enables you to blend your colors smoothly and quickly; it lends itself to creating color almost by accident. One can move pastels quickly and the large-scale blending process is fun and forgiving. Work on larger sized papers so that you can explore different stroke techniques. Please note: no class 2/22.

Tuition \$208.00

Members \$187.20

PORTRAIT & FIGURE DRAWING

Patricia Meglio

8 Thursdays beginning January 11
6:00 PM - 8:00 PM

Learn the guidelines for creating a successfully executed human portrait. The first four weeks of class will cover portrait proportions, measurements, and shading, as well as creating natural looking hair using a variety of pencils and shading techniques. For the second four weeks, learn the basics of drawing the human figure using various techniques of measurements, shapes and postures. Fashion a figure in active and inactive stances from photo references while considering basic bone and muscle structure. Handouts will be provided. Instructor will provide photos for the portrait. Student provided photos need instructor approval.

Tuition \$208.00

Members \$187.20

COLORED PENCILS WORKSHOP

Lisa Arnold

Saturday January 27
10:00 AM - 12:00 PM

We've all used colored pencils at some point in our lives, but let's spend two hours finding out what they really can do. This workshop will explore different types of blending techniques, scumbling, hatching, lifting out, and creating a wash-like feeling. Get sketchy or really bear down to achieve a polished look. Demos will be given by the instructor.

Tuition \$26.00

Members \$23.40

CROCHET WORKSHOP

Lexa McCrady

Saturday January 13
10:00 AM - 2:00 PM

If you like Sheila Hicks, Anni Albers, Hundertwasser, Matisse, you'll enjoy this class in color and stitching. Think of what attracts you in magazines and catalogs, and make vivid crochet needlework with the same appeal. Slouchy string bags, gypsy coin pouches, mandalas, crowns, from basic and versatile crochet stitches, in splashes of color. Learn chain stitch, single and double crochet stitches, and a few fun extras while making a free-form medallion and starting a bag.

Tuition \$52.00

Members \$46.80

THE FELTED LANDSCAPE WORKSHOP

Diane Cadrain

Saturday January 13
10:00 AM - 4:00 PM

Students will work from an image of a landscape brought from home or provided by the teacher. They will create an original felted landscape artwork using the softest of materials, wool roving and a special barbed needle on a backing of raw silk. **Fee payable with tuition \$20.00.**

Tuition \$78.00

Members \$70.20



Beginning Crochet Workshop with Netra Garani

SHIRRET CROCHET WORKSHOP

Lexa McCrady

Saturday January 20
10:00 AM - 3:00 PM

Cut up old clothes, wiggle strips onto a special crochet needle, then crochet chain stitches of twine to make glorious textiles. Easier than braiding and faster than hooking, Shirret Crochet costs almost nothing to do. Shirret (rhymes with hurray) brings years of creative pleasure and a good way to recycle fabrics. "Shirret" them into thick, luxurious, small carpets. With two stitches, a special rug hook, twine, and fabric scraps, you can make jewel-like quilt pieces, berets, rugs, cozies, pillows, dog coats, and home decor. Beginner samplers are accomplished in class. Prerequisite: Chain stitch and double crochet stitch fluently. If you haven't crocheted recently and need a warm-up, consider registering for the crochet class on January 13th.

Tuition \$65.00

Members \$58.50

SEW A FOUR CORNER TOTE BAG WORKSHOP

Claudia Mathison

Sunday February 25
1:00 PM - 5:00 PM

This attractive and useful tote bag is great for carrying knitting and sewing supplies, beach necessities and light shopping. Only one piece of fabric is necessary to complete your bag and a supply list will be given prior to class. Machines will be provided although students may bring their own. Basic machine sewing skills required. **Fee payable with tuition \$10.00.**

Tuition \$52.00

Members \$46.80

BEGINNING CROCHET WORKSHOP

Netra Garani

Sunday March 10
10:00 AM - 1:00 PM

This introductory workshop will cover the basics of crochet. Students will learn various stitches including chain, single, half and double crochet. Once the student is comfortable with the stitches, they will be able to start a small project that they can complete at home. Please bring one skein of worsted weight yarn and an H/8 5mm crochet hook.

Tuition \$39.00

Members \$35.10



Stained Glass with Eileen O'Donnell

GLASS

STAINED GLASS

Eileen O'Donnell

8 Thursdays beginning January 11
6:30 PM - 8:30 PM

This class is for beginning and experienced stained glass artists to build individual works using the copper foil method. Learn how to cut glass, foil and assemble pieces into windows, sun catchers, boxes, panel lamps, etc. There will be patterns to choose from or students can bring in their own ideas. This class will enable students to expand their skills and make beautiful color creations of light. **Fee payable with tuition \$25.00.**

Tuition \$208.00

Members \$187.20

LAMP WORKED GLASS BEADS WORKSHOP

Stephanie Maddalena

Saturday-Sunday February 3-4
10:00 AM - 4:00 PM

Students will learn to use a torch to melt glass rods, creating personalized colorful beads. Many decorating techniques will be demonstrated, including enamels, metal foils, flowers and more. **Fee payable with tuition \$25.00.**

Tuition \$325.00

Members \$292.50

LEATHER

LEATHER ACCESSORIES WORKSHOP

Katie Coleman
Saturday January 13
9:00 AM - 4:00 PM

Leather accessories seem to find their way into every decade of fashion. From cuff bracelets to leather headbands, from leather pendants to delicate woven chokers – there are a variety of projects that can be created out of leather and worn on a daily basis for decades. Whatever your style, come make a piece you can wear on you to show off to your friends! Various style cuffs, pendants and headbands will be the focus. This class will cover the basics of patterning, tooling, riveting, adding hardware and dye work. Please bring an apron or wear clothes that can get stained in the process of finishing projects. **Fee payable with tuition \$50.00.**

Tuition \$91.00
Members \$81.90

KNIFE SHEATH WORKSHOP

Katie Coleman
Saturday-Sunday January 27-28
9:00 AM - 5:00 PM

A good knife can last you a lifetime if you give it a good home. Learn how to design, pattern, sew and treat a pouch or split toe style sheath. This sheath can be made with or without a belt loop. To participate in this class you will need to bring a knife to pattern. This sheath works best with a blade that has a minimal/no guard. (Students who have taken the Intro to Hand Forged Blade will have a suitable knife for patterning this style.) If you would like the instructor to verify if the knife you have will work please contact info@guilfordartcenter.org. Students are suggested to either bring an apron or wear clothes that can potentially get stained as it is possible this may occur in the process of finishing projects. **Fee payable with tuition \$50.00.**

Tuition \$208.00
Members \$187.20

CLIPPER WALLET WORKSHOP

Katie Coleman
Saturday-Sunday February 24-25
9:00 AM - 5:00 PM

Would you pay top dollar for a new wallet? No need if you make it yourself! Come spend a weekend making a vertical clipper style wallet. The wallet will have a smooth outer shell for maximum tooling (or an extra pocket.) We will learn a variety of basic leatherworking skills in this class such as patterning, sewing, tooling and dye work. Come make a piece that will last for decades! Students should bring either an apron or wear clothes that can get stained, which may occur in the process. **Fee payable with tuition \$50.00.**

Tuition \$208.00
Members \$187.20



Leather Accessories Workshop with Katie Coleman



Clipper Wallet Workshop with Katie Coleman

METALS

METALS & JEWELRY

Linda Edwards
8 Tuesdays beginning January 9
10:00 AM - 1:00 PM

Learn through demonstration, discussion, and hands on, how to create works of art made of fine metals. From jewelry to small sculpture, students will be introduced to the tools and techniques to manipulate copper, brass and silver. Students will learn sawing, filing, cold connections, soldering, surface textures, forming, fabricating, stone setting, and finishing. Other techniques will be introduced according to class interest. Guidance will be given to encourage creativity and develop design skills. Please be sure to attend the first class and bring a notebook and writing utensil. **Fee payable with tuition \$30.00.**

Tuition \$312.00
Members \$280.80

ALL ABOUT METALS

Connie Pfeiffer
8 Tuesdays beginning January 16
6:30 PM - 9:30 PM

Learn through demonstration, discussion, and hands on, how to create works of art made of fine metals. From jewelry to small sculpture, students will be introduced to the tools and techniques to manipulate copper, brass and silver. Students will learn sawing, filing, cold connections, soldering, surface textures, forming, fabricating, stone setting, and finishing. Other techniques will be introduced according to class interest. Guidance will be given to encourage creativity and develop design skills. Please be sure to attend the first class and bring a note book and writing utensil. **Fee payable with tuition \$30.00.**

Tuition \$312.00
Members \$280.80

GUIDED INDEPENDENT STUDIES IN METALS

Linda Edwards

8 Thursdays beginning January 11
10:00 AM - 1:00 PM

This class is structured for students with metalworking experience to focus on their own interests. Students will select and design their own projects and receive guidance to execute them. Focus will be on enriching design skills and addressing artistic intent. **Fee payable with tuition \$30.00.**

Tuition \$312.00
Members \$280.80

DISCOVER SILVER METAL CLAY WORKSHOP

Nancy Karpel

Session A: Sunday January 14

Session B: Saturday March 16

10:00 AM - 3:30 PM

Silver Metal Clay looks and feels like clay but is actually pure silver in an organic binder. You will learn all the basic information and techniques for forming, surface texturing, firing, and finishing. Flush setting of lab grown gemstones will also be covered, and (optional) inexpensive stones can be purchased in class. Great for beginners, jewelry students, clay artists, bead makers, and others! You will have the opportunity to finish and take home your unique pieces of fine silver jewelry. Come and discover the many design possibilities of this exciting material. **Materials fee of \$100.00 is payable to instructor at class and includes silver clay, use of tools, supplies and handouts.**

Tuition \$170.00
Members \$153.00

STERLING RING/GOLD BEZEL WORKSHOP

Joy Raskin

Saturday January 20
10:00 AM - 4:00 PM

Ready to step up and use gold to set a lovely gemstone in a sterling ring? We will use 14kt, 18kt and 22kt gold bezel. Decorative accents on each side can be added on. Students are encouraged to bring any silver and gemstones they have, and any old gold jewelry they would like to reuse. Estimate cost of silver and gemstones is \$40 to \$200. Please contact instructor two weeks ahead if you need specific gold and gemstones.

Tuition \$230.00
Members \$207.00

COLD CONNECTIONS WORKSHOP

Joy Raskin

Sunday January 21
10:00 AM - 4:00 PM

This class is about making jewelry using just a few tools, easily done in a small space. We will cover cold connections (no soldering torch needed). We will explore rivets, wrapping, using tabs, tying and epoxying. This is a good class for the student who doesn't want to use a jewelry torch, but wants to attach items such as stones, photos, polymer, paper and more to jewelry or metal objects. We will drill, pierce (saw), cut, hammer and texture sheet metal and more. We will also do wire working to make wonderful jewelry. **Material fee \$25.00 payable to the instructor.**

Tuition \$230.00
Members \$207.00

METAL EARRINGS WORKSHOP

Joy Raskin

Saturday February 10
10:00 AM - 4:00 PM

Using an assortment of pre-made and pre-shaped brass stampings, beads, wire, ear wires and more, assemble unique earrings that reflect your style. We will also make simple wire earrings and add hammer texture to them. You will go home with a variety of new earrings. **Materials fee \$25 payable to instructor.**

Tuition \$230.00
Members \$207.00



Making Miniature Bowls Workshop with Joy Raskin

MAKING MINIATURE BOWLS WORKSHOP

Joy Raskin

Sunday February 11
10:00 AM - 4:00 PM

We will make miniature bowls out of copper, bronze and silver, using dapping punches and small mushroom stakes. Bases will be made with sheet metal and wire. Ear protection will be necessary for we will be doing much hammering. If you are interested in making a sterling bowl, order a 2", 3" or 4" 20g sterling or Argentium disc or buy enough silver sheet to make a bowl. Rio will have large sterling discs.

Tuition \$230.00
Members \$207.00

SURFACE EMBELLISHMENTS WORKSHOP

Joy Raskin

Saturday March 9
10:00 AM - 4:00 PM

Plain metal can be a little boring so why not jazz up metal surfaces? We will hammer textures into metal, use metal design stamps and letter stamps. We will also use an electric pencil to draw on metal, etch patterns into copper or brass using an acid and a rolling mill with fabric, ribbons and patterned paper for a roller printed texture. Bring in any sheet metal you wish to texture, and jewelry that can be textured as well.

Tuition \$230.00
Members \$207.00

THE MARRIAGE OF METALS WORKSHOP

Joy Raskin

Sunday March 10
10:00 AM - 4:00 PM

Learn to add pattern and color to your metal. Students will learn to solder inlay by filling dents in sheet metal with gold or silver solder. Solder twisted wire together and roll it out to get a lovely wood grain pattern. We will use copper, brass, bronze, nickel and silver. We'll do keumboo, an ancient Korean process of fusing pure gold onto silver using a hotplate. Instructor will have a limited supply of assorted sheet metal and wire on hand for students to purchase. \$5 to \$35 for estimated materials per student.

Tuition \$230.00
Members \$207.00

FOLD FORMING & ANTICLASTIC RAISING WORKSHOP

Joy Raskin

Saturday March 23
10:00 AM - 4:00 PM

This workshop will cover fold forming and forming metal into 3 dimensional forms. Think of metal origami — instead of using paper, we use sheet metal to fold, hammer, shape, and twist into fantastic shapes and patterns. Sheet metal can be folded in half, hammered on the folded edge and then open it up for a new look or shape such as pods. For anticlastic raising, sheet metal can be hammered on specialized anticlastic stakes and hammers to create sinuous curves, 3-D twists, tubular forms that open into a flower or freeform sculpture or a curvy metal ribbon. This is a very physical and noisy workshop with plenty of hammering, so ear protection will be necessary. We will be working in copper, nu-gold and also in silver if students choose. Students must have basic jewelry making or metal smithing skills.

Tuition \$230.00
Members \$207.00

LOW TECH JEWELRY WORKSHOP

Joy Raskin

Sunday March 24
10:00 AM - 4:00 PM

Making jewelry using just a few tools. We will cover cold connections, and explore rivets, wrapping, using tabs, tying and epoxying. This is good for the student who doesn't want to use a jewelry torch, but needs to be able to attach items such as stones, photos, polymer, paper and more to jewelry or metal objects. We will do drilling, piercing (sawing), cutting sheet metal, hammering and texturing sheet metal. We will also do some wire wrapping with beads to make wonderful jewelry. This is a low tech class and does not require many tools. \$25 per student for copper, brass, a limited amount of sterling wire, and beads.

Tuition \$230.00
Members \$207.00

PAINTING

TURN YOUR PAINTING AROUND

Lexa McCrady

6 Mondays beginning January 8
9:30 AM - 12:30 PM

People are taking online painting lessons since the pandemic. But what happens when the painting needs help and you need advice? This for-all-levels class is what you might ask for: problem solving! Learn new skills, and color combinations, explore realism, narrative, abstracting away from a subject composition. Choose photos from your cell phone about your life and print them. In class, we start alla prima: we fill the canvas expressively at the beginning to capture ideas. Then we consider more slowly, and manipulate areas. With the help of a teacher guide you can learn to make choices that will give you rewarding results in painting, drawing, image-making and collage.

Tuition \$234.00
Members \$210.60

EXPRESS YOURSELF IN OIL PAINTS

Patricia Meglio

8 Tuesdays beginning January 9
2:00 PM - 4:30 PM

Explore the vibrant colors, textures, and timeless beauty of oil paints. Learn about values, color mixing, texture, edges and how to select a good composition. Instructor will cover the materials used in oil painting, including paint, brushes, surfaces, and medium. Instructor will demonstrate a variety of painting techniques and will provide individual and class instruction and informative handouts for each topic. Bring sharp 8" x 10" or larger photo references or use one provided by instructor (no electronic references).

Tuition \$260.00
Members \$234.00

PAINTING OR DRAWING THE PORTRAIT

Scott Paterson

8 Wednesdays beginning January 10
10:00 AM - 12:00 PM

Become more confident as a portraitist and capture the personality of your subject in your art. Students already confident in a medium other than graphite pencil (e.g. oil, acrylic, pastels, etc.) should feel free to bring them to class. Otherwise, prepare to draw with pencil and bring a 9 x12 sketch pad, a few soft pencils (anything from 6B to 9B), and, preferably, a kneaded eraser.

Tuition \$208.00
Members \$187.20

LIGHT & MOOD IN PAINTING

Julia Rogoff

8 Thursdays beginning January 11
9:30 AM - 12:30 PM

Let's take inspiration from the dramatically evolving world around us to push our painting towards more dynamic expression. Come to the first class with an image you are interested in taking to the next level, abstract or real or imagined landscapes. Take a simple image and transform it, allowing distortions, dramatic evolution of palette, more expressive brush strokes, paint application and size of the image to create a bigger, bolder picture. Prior painting experience is strongly recommended. Students will work independently with supportive individual and group critiques if desired, plus occasional discussions about art history.

Tuition \$312.00
Members \$280.80



Express Yourself In Oil Paints with Patricia Meglio

ACRYLIC PAINTING

Scott Paterson

8 Fridays beginning January 12
10:00 AM - 12:00 PM

Do you have a bit of background in drawing and/or painting, but want to move beyond your current level? This class will help. We'll cover various approaches to developing compositions, become more aware of tonal values and make color a friend. We'll employ a host of technical tips, as well as allow time for critiques.

Tuition \$208.00
Members \$187.20

TRY YOUR HAND AT PAINTING & DRAWING WORKSHOP

Scott Paterson

Session A: Saturday January 20
Session B: Saturday March 2
10:00 AM - 1:30 PM

This workshop is geared towards the absolute adult beginner to come learn the basics of painting and drawing in a supportive, judgment-free session. Spend the morning in the GAC studios and learn about basic techniques, materials and approaches to working creatively in two dimensions. Come discover your creative potential. **Fee payable with tuition \$5.00.**

Tuition \$45.50
Members \$40.95



Exploring Your "Third Act of Life" Through Art & Writing with Amy Barry

PAINTING ONLINE

PLAYING WITH WATER MEDIA

Sharon Schmiedel

8 Wednesdays beginning January 10
10:00 AM - 12:00 PM

We'll be using whatever water media you have (ideally watercolors and an opaque paint like gouache, acryla-gouache or acrylics). This class will give you a better handle on the mediums and have fun in the process. Concepts and demos will be given at the beginning of each class to encourage a freer way of painting. Then, everyone will paint, play, and ask questions. Subject matter will vary often working from photos for inspiration. Open to students of all levels; some drawing experience is helpful but not required. These sessions will be recorded and available for at least 2 weeks.

Tuition \$208.00
Members \$187.20

PHOTOGRAPHY

LET THERE BE LIGHT

Harold Shapiro

Wednesday January 16
6:30 PM - 8:30 PM

Share an evening exploring the expressive nature of light used in photography. This will be a slide presentation and lecture, with time for questions and brief discussion.

Tuition \$26.00
Members \$23.40

SCULPTURE

STONE SCULPTURE: STUDIO TIME

8 Mondays beginning January 8
9:00 AM - 12:00 PM

Join other experienced stone sculptors to work on your pieces in a collegial, group environment. Open to those who have previously studied stone carving at GAC. **Fee payable with tuition \$25.00.**

Tuition \$312.00
Members \$280.80

SPECIAL INTEREST

PATHWAY TO MY DREAMS WORKSHOP

Janice Baker

Sunday January 14
10:00 AM - 4:00 PM

In this guided expressive painting and print-making process, students will create a large visual pathway image that looks towards dreams for the new year and beyond. Access inspiration from nature to find guiding wisdom within yourself. Follow your intuitive voice and stay curious as your artwork transforms and reveals itself. Transform your artwork again into a pocket folio for affirmation cards to encourage and inspire the year ahead. All materials are provided. **Fee payable with tuition \$25.00.**

Tuition \$78.00
Members \$70.20

EXPLORING YOUR "THIRD ACT OF LIFE" THROUGH ART & WRITING

Amy Barry

5 Tuesdays beginning January 16
10:00 AM - 12:00 PM

As each generation is living longer, more active lives, people in midlife and beyond, who are married, divorced, single or widowed, recent empty nesters, still working or retired, are finding themselves asking the same question: How will I spend the next 20, 30 or even 40 years of my life? Implemented in the workshop will be creative visualizations, hands-on expressive art and writing exercises, current research findings and group discussion to move beyond "intermission" into a rich and rewarding "third act." Please bring a writing book or journal and a small set of oil pastels.

Tuition \$130.00
Members \$117.00

Check out some of the new well-inspired classes and workshops here in the Special Interest section!

CREATIVE WELL BEING SERIES

Enjoy a series of seasonal, nature-inspired art gatherings for fun creative connection, self-expression and wellbeing. Activities are designed to be accessible and invite your ideas to flourish as you support a practice of creative expression to nourish yourself. Fee payable with tuition \$40.00.

RESILIENCE

Janice Baker

3 Wednesdays beginning January 24
10:00 AM - 1:00 PM

January 24 - Doorway to the New Collage: Create a unique doorway image that opens to new possibilities. Use collage to explore your vision for the new year.

January 31 - From These Roots: Celebrate the resilience of the plants whose roots nourish their emergence in spring. Use pen and watercolor to create a mandala of what feeds your own bloom.

February 7: My Nested Heart, Nature Art: Use natural materials to create a cozy nest that is a perfect place of comfort for you. Create a vessel to hold what is dear to you. Weave in memories and kindness for yourself.

Tuition \$117.00

Members \$105.30

NEW GROWTH

Janice Baker

3 Wednesdays beginning March 6
10:00 AM - 1:00 PM

March 6 - With These Wings: Share expressions of resilience or inspiration in the heart of a little bird. Paint a bird and create a positive message for yourself and your community. Release your hope to fly into the world.

March 13 - I Am A Flower, Mandala: We are all anxious for spring color. Paint decorative papers, cut and combine to create a flower-inspired circle design. Celebrate the flower in you, open fresh to the season.

March 20 - Leaf Print Doodling, Printmaking: Explore what is growing and emerging this time of year. Use ink to create detailed prints of real leaves, flowers and roots. Explore mark making and watercolor to make a unique artwork.

Tuition \$117.00

Members \$105.30



Pathway To My Dreams Workshop with Janice Baker



Dangle Bangles Workshop with Helen Wyland-Malchow

STICKING AROUND: NOT YOUR EVERYDAY CLOTHING ACCESSORY WORKSHOP

Helen Wyland-Malchow

Saturday-Sunday January 20-21
10:00 AM - 5:00 PM

Highlight your wraps, jackets, scarves and hats with a one-of-a-kind stick pin made of light weight polymers. At the end of this workshop, you will have several ornaments/art pins for yourself, gifts for family and friends. We will start with a group discussion on form and function, design concepts and materials to be used. Several demos will highlight the techniques as we move through each stage of the project. We will start with basic veneers, embellish them with various textures, inlays, foils and stamps. The final veneers and endcaps will be cut to shape, pre-finished, while we consider the interior mechanics for the pin. The second day will focus on finishing techniques, adding any alternative materials and setting the endcaps. **Material Fee: \$15.00 paid to the instructor** (Foil, beads, pins and endcaps.)

Tuition \$300.00

Members \$270.00

DANGLE BANGLES WORKSHOP

Helen Wyland-Malchow

Saturday-Sunday February 10-11
10:00 AM - 5:00 PM

Add the finishing touch to your favorite outfit with custom designed bangles made out of Polymer Clay. We will start with a group discussion on form and function, design concepts and materials to be used. We'll measure your hand for a custom fit and create a firing form. Next, we will create veneers to apply to a core for the body of the bangle. We'll embellish our veneers with various textures, inlays, foils and stamps. While those are firing to temp, we will create patterns that will be etched onto copper or brass tubes. These tubes will be sawn to size and be used as dangles and as closures for our bangles. Several demos will highlight the techniques. The second day will focus on finishing techniques, adding any alternative materials and setting the endcaps. **Material Fee: \$20.00 paid to the instructor** (Foil, beads, tubes, decorative rings, jump rings, etching materials. Instructor will share: pliers, cutters, jewelers saws, tissue blades, X-acto blades, cutting surface, clear shipping tape.

Tuition \$300.00

Members \$270.00

PERSONAL TALISMAN JEWELRY

Janice Baker

Saturday February 17
10:00 AM - 5:00 PM

Through a series of expressive art experiences explore color, line, text and texture to create imagery inspired by your personal journey. Transform your imagery into original designs for paper bead and wire jewelry. Combine paper, beads, metal, wire and found objects to create wearable mixed media jewelry with personal symbolism and meaning. Skills include: paper beads, basic wirework, surface design on metal and cold connections. All materials are provided but participants may bring small objects or mementos to create their unique piece. No previous art experience required. We will be using small hand tools for shaping and bending metal. **Fee payable with tuition \$40.00.**

Tuition \$91.00
Members \$81.90

EARRINGS A-GO-GO: FOILS & PATTERN WORKSHOP

Helen Wyland-Malchow

Saturday-Sunday March 2-3
10:00 AM - 5:00 PM

Add the finishing touch to a favorite outfit with custom designed Polymer earrings. At the end of this workshop, you will have completed at least a dozen pairs of earrings. We will start the day with a group discussion on form and function, design concepts and materials to be used. We will create a variety of patterns and use a variety of foils to create a one-of-a-kind look. These veneers will be cut to a desired shape and fired to maturity. Day 2 will be about finishing techniques and making the ear wires to the proper length, then setting them on the ear wires. Demos will be held at various times throughout the workshop explaining and discussing the stages as the earrings develop. **Material Fee: \$20.00 paid to the instructor** (Foil, beads, tubes, jump rings, stainless steel wire. Instructor will share: pliers, cutters, tissue blades, cutting surface, clear shipping tape, gold, silver, and copper foil).

Tuition \$300.00
Members \$270.00

AN INTERIOR WORLD: ASSEMBLAGE WORKSHOP

Janice Baker

Saturday March 9
10:00 AM - 4:00 PM

Choose from my collection of found treasures and materials to create a place, remembered or imagined, inside a wooden box. Combine metal, glass, natural materials, paper and paint to make this space truly your own inside and out. All materials are provided and you are invited to bring your own memorabilia to add special meaning. **Fee payable with tuition \$35.00.**

Tuition \$78.00
Members \$70.20

HOLLOW FORM PENDANTS WORKSHOP: USING EVERYDAY OBJECTS AS MASTER MOLDS

Helen Wyland-Malchow

Saturday-Sunday March 16-17
10:00 AM - 5:00 PM

Highlight your wraps, jackets, favorite shirt and sweater with a one-of-a-kind pendant made of light weight polymer. At the end of this workshop, you will have completed several pendants. We will start the day with a group discussion on form and function, design concepts and materials to be used. Demos will highlight techniques as we move through each stage of the project. Start with basic veneers, embellish them with various textures, inlays, foils and stamps. Final veneers will be applied to our master molds, cut and trimmed to shape. The faces of the pendants will be fired to maturity while we work on the bases. Think shadow box so we can apply visually interesting happiness on the inside. Faces will be attached and refired. We will add alternative materials, if you choose that route and finish final surfaces. Students should expect to finish at least three different pendants. **Material Fee: \$25.00 paid to the instructor** (Foil, clear shipping tape, various cabochons and vintage stones, findings and embellishments. Vintage chain for necklaces. Instructor will share master molds, pliers, tissue blades, cutting surface, cornstarch, Gator drywall screen.

Tuition \$300.00
Members \$270.00

WEAVING

FLOOR LOOM WEAVING

Linda Edwards

Session A: 8 Wednesdays beginning
January 10
10:00 AM - 1:00 PM

Beginners will learn the fundamentals of weaving by designing a warp, dressing a loom and weaving a sampler of plain and patterned weaves. A second project of the student's choice and tailored to their skill will complete the term. Intermediate and advanced students receive individualized instruction and are encouraged to explore the diversity of the craft on four or eight harness looms. Beginners sampler fee of \$12.00 payable in class. Bench time available.

Tuition \$312.00
Members \$280.80

FLOOR LOOM WEAVING

Eva Polizzi

Session B: 8 Thursdays beginning January 11
9:30 AM - 12:30 PM

Beginning students will learn to measure a warp, dress a four or eight-harness loom and draft basic patterns for weaving cloth. After completing a short sampler of traditional weave structures, they will plan, design and weave a project of their own choice with personalized assistance from the instructor. More advanced students will be encouraged to either deepen their handweaving skills or try new methods as they complete their projects. Individualized help is offered on an as needed basis. Bench time available.

Tuition \$312.00
Members \$280.80



Floor Loom Weaving with Linda Edwards

YOUTH & TEEN FALL PROGRAMS

AGES 5+

POTTERY FOR KIDS

Carole Firth


8 Tuesdays beginning January 9

4:00 PM - 5:30 PM

Students will learn techniques used to build different forms out of clay. They will be guided as they learn pinching, coiling, and slabbing that will help them create forms. This is a great class where they can use their imagination and creative skills to make something unique.

Tuition \$180.00

Members \$162.00



Winter Clay Wonderland with Carole Firth



Clay Animals In Their Habitat Workshop with Claudia Mathison

MAGICAL CREATURES & ANIMALS

Carole Firth

8 Wednesdays beginning January 10

4:00 PM - 6:00 PM

Using a wide variety of fun art materials, we will create unique imaginative animals and magical creatures. The goal is for children to develop their own expressive art language and vision and stretch their imaginations while exploring what different art materials can do. Some of the materials will include; watercolors, wax, chalk, clay, acrylic paint, collage papers and glue, yarn, cardboard, paint pens, stones, shells, and other natural objects. We will look at famous artworks, learn about printmaking, storytelling art, self-portrait, found object art, mixing colors, how to make interesting textures and shapes and more. Bring your imagination and creativity! **Fee payable with tuition \$15.00.**

Tuition \$240.00

Members \$216.00

WINTER CLAY WONDERLAND

Carole Firth

8 Thursdays beginning January 11

4:00 PM - 5:30 PM

Come join the sensory fun as we use our creativity to make imaginative forms. We will learn how to use different types of artist's tools working with air dry clay, paper clay, salt dough and even paper mache sculpture. Learn how to create 3-dimensional unique art while exploring a variety of exciting molding materials. Some projects will include winter fairy houses, magic lanterns, and animals we see in the winter like birds and deer. **Fee payable with tuition \$15.00.**

Tuition \$180.00

Members \$162.00

AGES 6+

CLAY EXPLORATIONS WORKSHOP

Claudia Mathison

Saturday February 3

10:00 AM - 12:00 PM

Let's explore with clay! Think animals, pots and plaques. Learn new techniques including pinch and pull, slab, cross hatching, and slip making. Self-hardening clay will be used for all projects. **Fee payable with tuition \$5.00.**

Tuition \$30.00

Members \$27.00

FEBRUARY VACATION: CLAY ANIMALS IN THEIR HABITAT WORKSHOP

Claudia Mathison

Monday February 19

9:00 AM - 12:00 PM

Mold and carve your favorite animals and build a habitat where they can, play, rest, eat and hide. You'll use self-hardening clay, cardboard, papers, pipe cleaners, gems and more. Bring your imagination and a snack. **Fee payable with tuition \$10.00.**

Tuition \$45.00

Members \$40.50

AGES 7+

PAINTING EXTRAVAGANZA

Amy Peters

Session A: 4 Tuesdays beginning January 9

Session B: 4 Tuesdays beginning February 6

4:00 PM - 6:00 PM

Students will experiment with watercolor, tempera, and acrylic paints. We will make figurative and abstract paintings on paper and canvases. We will also look at the work of painters from the history of art. **Session A:** Takashi Murakami, Jean-Michel Basquiat, Damien Hirst and Barbara Kruger. **Session B:** Roy Lichtenstein, Andy Warhol, Wayne Theibaud and Yayoi Kusama.

Tuition \$120.00

Members \$108.00

AGES 8+

POTTERY BY WHEEL & HAND

Alice Chittenden

8 Mondays beginning January 8
4:00 PM - 6:00 PM

In this class students will work on the potter's wheel and learn hand building methods as well. Beginners will learn all the basics of pottery while returning students will get a chance to improve their skills on new projects. Students will be make some pieces which they can eat or drink out of and be given some time to explore their own ideas. Several finishing and glazing techniques will be taught. **Fee payable with tuition \$20.00.**

Tuition \$240.00

Members \$216.00

FEBRUARY VACATION: STILL LIFE PAINTING WORKSHOP

Claudia Mathison

Tuesday February 20
9:00 AM - 12:00 PM

Using watercolor pencils and canvas students will draw from a still life and will learn a new way of seeing the ordinary objects around them. Perspective, watercolor painting techniques, and proper materials will be discussed. **Fee payable with tuition \$10.00.**

Tuition \$45.00

Members \$40.50

AGES 9+

CLAY HOUSES: BUILD AN ADOBE HOUSE WORKSHOP

Claudia Mathison

Saturday February 3
1:00 PM - 4:00

Learn about a traditional New Mexican Adobe house and design and build one using self-hardening clay. Slab, pinch and carving techniques will be covered as well as methods to construct interior items. **Fee payable with tuition \$5.00.**

Tuition \$45.00

Members \$40.50

AGES 10-14

CLAY FOR TWEENS & TEENS

Alice Chittenden

8 Wednesdays beginning January 10
4:00 PM - 6:00 PM

In this class students will learn the hand building methods of pinch, coil and slab. These versatile methods can be used singly or in combination. Students will also utilize decorative surface techniques such as carving, stamping and adding clay embellishments. Using the potter's wheel will also be taught. Glazing will enable students to add color and a smooth surface to their work. There will be class projects as well as time for students to pursue their own ideas. **Fee payable with tuition \$30.00.**

Tuition \$240.00

Members \$216.00

TEENS

TEEN BLACKSMITHING SESSION A

Greg AmEnde

Session A: 4 Tuesdays beginning January 9
Session B: 4 Tuesdays beginning February 6
Session C: 4 Tuesdays beginning March 5
3:30 PM - 5:30 PM

This class will teach students basic forging techniques. Students will learn how to build and maintain a coal fire, and use the new skills to make several small projects such as hooks, fire pokers, and hand forged jewelry. Students will need safety glasses, leather work gloves, (welding gauntlets not needed) and should wear jeans, a non-flammable cotton shirt and/or jacket, and closed-toed boots or leather shoes. Our forge is an outdoor building that is only semi-enclosed; please dress accordingly. **Fee payable with tuition \$10.00.**

Tuition \$200.00

Members \$180.00

PARENT & CHILD WORKSHOPS

PARENT & CHILD MANDALA

Carole Firth

Session A: Winter Snowflake Workshop
Sunday January 14

Session B: Valentine Hearts Workshop
Sunday February 11
1:30 PM - 3:30 PM

Enjoy a calm, relaxing activity together during this parent/child workshop. We will use paper and a variety of design pigments to paint beautiful mandala art. Embellish your designs with a variety of crafting materials and botanicals. We will listen to meditation music during the session. The basis of all mandalas can be found in nature, such as in the swirling pattern of a sunflower or seashell or the symmetry of a snowflake. These shapes, forms and colors can evoke a deep sense of harmony, perception and inner peace. **Fee payable with tuition \$12.50. Tuition and material fee is per person.**

Tuition \$30.00

Members \$27.00



Parent & Child Mandala with Carole Firth

REGISTER ONLINE

GUILFORDARTCENTER.ORG

FINANCIAL AID

Deadline: January 2

Financial aid is available for adults and children based on need and interest. Forms are available on our website (see Financial Aid, under SCHOOL tab) and should be emailed to info@guilfordartcenter.org or mailed to GAC, PO Box 589, Guilford, CT 06437.

CANCELLATION, REFUND, AND PRIVACY POLICIES

If a program is oversubscribed when a student's payment is received, the student will be notified and the full amount will be refunded or may be applied toward another course. If a class or workshop is canceled due to insufficient enrollment, students will be notified and full tuition will be refunded or may be applied toward another course. Students who withdraw from a class or workshop up to two weeks before the first class are eligible for a full refund. Up to one week before the first class, students who withdraw are eligible for a credit, less a \$25 registration fee. After that, consideration can only be given with a written medical excuse, or in the case of other extraordinary circumstances. Credits may only be for classes going forward from the date excuse is received by Guilford Art Center.

Students missing a regularly scheduled class will not receive a refund or a makeup class.

Classes not held due to bad weather or instructor's absence will be rescheduled, usually at the end of the semester. Call 203.453.5947 for weather cancellations, which will be announced on the main message line and on the website.

GUILFORD ART CENTER reserves the right to change its calendar, withdraw or modify course of instruction or substitute instructors at anytime.

GUILFORD ART CENTER is committed to your privacy. We will always make sure that any personal information you provide is kept confidential. It will not be sold or shared. Your email address may be used to keep you informed of current and upcoming GAC programs and events.

GAC is an accessible campus.

JOIN US THIS WINTER



REGISTER ONLINE

Go to guilfordartcenter.org for a list of classes and to register.

HAVE QUESTIONS?

Contact us at 203-453-5947 or info@guilfordartcenter.org, Monday-Friday, 10AM-4PM.

IMPORTANT REGISTRATION INFORMATION

In efforts to make online registration more accessible to all of our students, we are moving the daily registration start time to 8:00 pm. This helps accommodate those students who are unable to register during the day due to work commitments, etc.

New Online Registration Schedule for Winter 2024 Semester

Monday, December 4, 8:00 pm: METALS

Tuesday, December 5, 8:00pm: WEAVING

Wednesday, December 6, 8:00 pm: CERAMICS

Thursday, December 7, 8:00 pm: ALL CLASSES & WORKSHOPS

All registrations should be done online. GAC staff will be available via phone during the start of each daily registration period to answer questions and troubleshoot only.

TIPS FOR A SUCCESSFUL REGISTRATION PROCESS

- Registration must be done online. Calling the office will not give students an advantage or guarantee on timing or class priority. GAC staff will be available via phone during the start of each daily registration period to answer questions and troubleshoot only.
- Make sure you are using an updated browser; most often people have issues connecting to online registration because their browser is not supported or updated.
- Renew your membership in advance of the registration time. This will simplify your registration and speed up the process.

BECOME A MEMBER TODAY!

Your membership helps the Center to support and develop high quality and innovative classes, workshops, exhibitions and special events.

Choose a membership level that works for you — individual or family.

Membership benefits include:

- 10% discount on all classes and workshops*
- 10% discount on all Shop purchases
- 10% discount on select Gallery purchases
- Invitations to all special events and openings
- Free admission to all 3 days of Craft Expo on the Guilford Green

JOIN NOW!

[Click here](#)



SCHOOL

Did you know our WINTER SEMESTER features more than 75 classes & workshops in a variety of mediums for all ages?

REGISTER NOW!

guilfordartcenter.org

GALLERY

THE GALLERY presents exhibits of contemporary American art and craft and serves as a venue for a number of community arts organizations.

**OPEN YEAR ROUND
7 DAYS A WEEK
FREE TO THE PUBLIC**

SHOP

Every purchase in THE SHOP supports independent working artists and GAC's community and educational programming.

**OPEN 7 DAYS
A WEEK**

THANK YOU TO OUR BUSINESS SPONSORS

PRINCIPAL

White Mountains

PARTNERS

Martha & Terry Maguire
Prospector Partners
Yale New Haven Health

SUPPORTERS

MAI Capital

FRIENDS

Bailey Scarano • CK Architects
East River Energy
Ladd Capital Management
Monte Financial Group
Page Hardware & Appliance

FOUNDATIONS

CT Office of the Arts • CT Humanities
Community Foundation
for Greater New Haven
Guilford Foundation
NewAlliance Foundation

REGISTER ONLINE: GUILFORDARTCENTER.ORG

16

ADULT CLASSES