

GUILFORD ART CENTER: CREATING ART & COMMUNITY





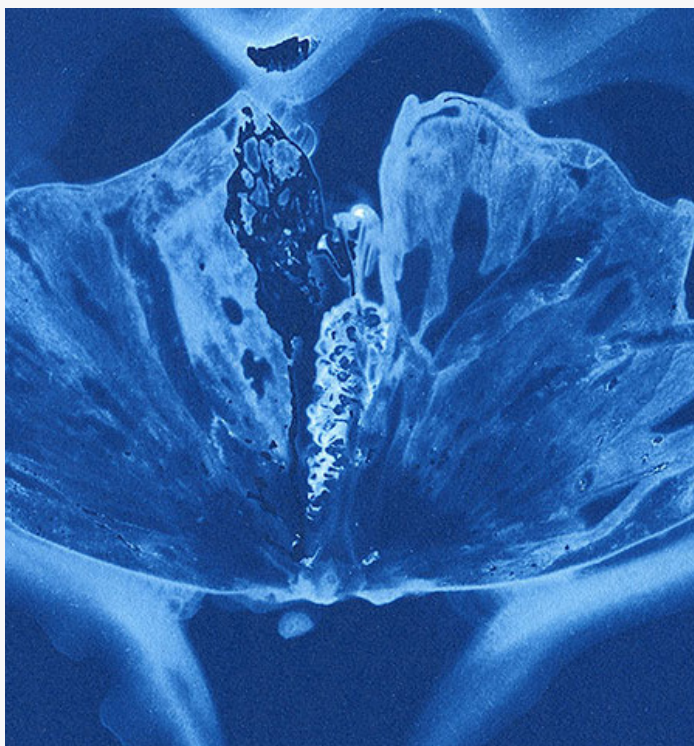
FALL 2024

Discover Your Creative Potential

CLASSES & WORKSHOPS

Beading	2
Blacksmithing	2
Ceramics	4
Drawing	5
Fiber	5
Glass	7
Kids Ages 5+	12
Kids Ages 7+	13
Kids Ages 8+	13
Kids Ages 9+	13
Kids Ages 10-14	14
Leather	7
Metals	7
Painting	8
Parent & Child Ages 5+	14
Photography	10
Registration	15
Sculpture	10
Special Interest	10
Teens 13+	14
Weaving	11

Featured Photos: Cyanotype: Basics & Beyond Workshop, Bruce Dunbar; Express Yourself In Oil Paints, Patricia Meglio; Floor Loom Weaving, Eva Polizzi; Tickling Your Creative Bones Workshop, Mary O'Connor; and Sashiko Embroidery Explorations Workshop, Claudia Mathison.



BECOME A MEMBER

Support GAC, Save 10% on
Classes & Workshops And More!

HAVE QUESTIONS?

Contact us Mon-Fri 10AM-4PM
203-453-5947, info@guilfordartcenter.org.

ADULT FALL CLASSES

Classes are open to all levels unless otherwise noted; adult classes open to ages 13+. Make sure to view full class descriptions on www.guilfordartcenter.org; there may be required supplies for a class not listed in this catalog.

BEADING

BEADED FLOWER BRACELET WORKSHOP

Gill Zhiyao Feng
Saturday, October 19
12:00 PM - 4:00 PM

Learn to create a beautiful seed bead bracelet using beads, wire, and simple tools. Suitable for all skill levels, this class offers a delightful blend of learning and crafting, perfect for adding a touch of nature-inspired elegance to your style. **Fee payable with tuition \$15.00.**

Tuition \$52.00
Members \$46.80

BLACKSMITHING

INTRODUCTION TO BLACKSMITHING WORKSHOP

Mace Vitale
Session A: 4 Wednesdays beginning September 4
Session B: 4 Wednesdays beginning November 6
6:00 PM - 9:00 PM

Greg AmEnde
Session C: Saturday – Sunday, December 7 -8
10:00 AM – 4:00 PM

Come learn the basics of forging steel in a fun and inclusive environment. Geared towards the absolute beginner, this workshop is designed to be educational and enjoyable for everyone. Under the guidance of experienced instructors, you will learn techniques to build confidence in the forge. Students will shape and forge hot steel using a hammer and an anvil to complete a variety of projects. **Fee payable with tuition \$45.00.**

Tuition \$300.00
Members \$270.00

THE WAR HAMMER WORKSHOP

Mace Vitale
Saturday – Sunday, September 7 -8
10:00 AM - 5:00 PM

In this blacksmith workshop students will hot punch holes in 1 ¼" round bar, split the face of the hammer and then forge a metal spike off the back end. Heat treat and hickory handles, then some war hammer testing on a steel drum! **Fee payable with tuition \$60.00.**

Tuition \$350.00
Members \$315.00

FIREPLACE TOOLS WORKSHOP

Greg AmEnde
Session A: Saturday – Sunday, September 14 - 15
Session B: Saturday – Sunday, November 23 – 24
10:00 AM - 4:00 PM

This class will cover the making of a set of fire place tools (poker, brush, ash shovel). You will learn the basics of blacksmithing, including tapering (drawing out), forge welding, bending, riveting and setting down. **Fee payable with tuition \$50.00.**

Tuition \$300.00
Members \$270.00

INTRO TO THE HAND FORGED BLADE WORKSHOP

Mace Vitale
Session A: Saturday – Sunday, September 21 - 22
Session B: Saturday – Sunday, November 30 – December 1
10:00 AM - 5:00 PM

This workshop will cover the basics of forging, grinding, heat treating, and sharpening of a small utility knife. The instructor will discuss fit and finish, overall knife design, how to sharpen and care for knives, and how to begin making knives on your own. **Fee payable with tuition \$45.00.**

Tuition \$350.00
Members \$315.00

FORGING YOUR OWN HAMMER WORKSHOP

Aidan Garrity
Saturday – Sunday, September 28 - 29
10:00 AM - 4:00 PM

In this workshop students will forge their own hammers and make and mount handles. Students will engage in hands-on learning, mastering the fundamental techniques of heating, shaping and tempering metal to bring each individual hammer design to life. **Fee payable with tuition \$50.00.**

Tuition \$300.00
Members \$270.00

Whether you're a seasoned blacksmith or blade smith, or new to the craft, all classes and workshops are open to you for registration. Classes that require experience will be noted in the description.

BLACKSMITH STUDENTS will need safety glasses, dust mask or respirator, leather work gloves, (welding gauntlets not needed) and should wear jeans, a non-flammable cotton shirt and/or jacket, and closed-toed boots or leather shoes. Our forge is an outdoor building that is only semi-enclosed; please dress accordingly. For full-day workshops, please bring a lunch to be on the safe side, as there may or may not be time to get food during a lunch break.

PARING KNIVES WORKSHOP

Aidan Garrity

Saturday – Sunday, October 5 - 6
10:00:00 AM to 5:00:00 PM

Students will work on 1-2 small kitchen paring knives, leaving with at least one fully finished blade. These knives are meant for intricate or light cooking applications. The class will focus on forging, heat treating, edge geometry, and ergonomics for kitchen utility. In addition, the differences between the various versions of this blade will be explored. **Fee payable with tuition \$35.00.**

Tuition \$350.00

Members \$315.00

OPEN FORGE

Mace Vitale

4 Wednesdays beginning October 9
6:00 PM - 9:00 PM

Here is a chance for Blacksmithing and Bladesmithing students to continue projects they have started, or start a new project they have been wanting to do under the guidance of a working smith. Projects will be tailored to the individual student. Pre-requisite of a beginner blacksmith or bladesmith class. **Fee payable with tuition \$20.00.**

Tuition \$270.00

Members \$243.00

SPOONS, LADLES & BOWLS WORKSHOP

Marsha Trattner

Saturday – Sunday, October 12 -13
10:00 AM - 4:00 PM

Make cookware and learn the art of blacksmithing! This class will teach you basic skills to make useful kitchen and BBQ utensils, emphasizing hand forging and individual expression. Transform steel round, square and flat stock, as well as sheet metal, into your choice of bottle openers, hooks, bowls, cheese knives, spoons, egg spoons, skewers, steak turners, BBQ forks, spatula, ladle or small pan. Drawing down, slitting, twisting, spreading, scrolling, stretching and planishing are some of the techniques. **Fee payable with tuition \$45.00.**

Tuition \$385.00

Members \$346.50



The Bowie Knife Workshop with Mace Vitale

SAILOR'S KNIFE WORKSHOP

Aidan Garrity

4 Tuesdays beginning November 5
6:00 PM - 9:00 PM

Students will create a small sheepfoot utility blade, as well as a full steel marlin spike, a pointed tool used for tying and untying rigging knots. Both of these tools are consistent with those carried by English and French sailors of the 18th Century. The class will focus on the fit and finish, functionality, and heat treat of a singular pair of these tools. **Fee payable with tuition \$50.00.**

Tuition \$300.00

Members \$270.00

MAKING A TOMAHAWK WORKSHOP

Aidan Garrity

Saturday – Sunday, November 9 -10
10:00 AM - 5:00 PM

Students will forge a tomahawk using the slit and drift method. The instructor will also demonstrate the wrap and weld method and explain the variations. Blacksmithing topics covered will include forming the shape of the head, drifting the eye, fitting a handle, grinding and polishing the bit, heat treating, and sharpening. **Fee payable with tuition \$30.00.**

Tuition \$350.00

Members \$315.00



The Art Of The Japanese Blade Workshop with Mace Vitale

THE BOWIE KNIFE WORKSHOP

Mace Vitale

Thursday - Monday, November 14 - 18
10:00 AM - 5:00 PM

The Bowie knife is one of America's most famous knives steeped in history and legend. In this five-day intensive students will learn the ins and outs of forging, grinding, and heat treating this iconic blade. Once the blades are ready students will create a guard and handle using steel and wood. Attention will be made to the feel and balance of these knives as well as the edge geometry and performance. **Fee payable with tuition \$45.00.**

Tuition \$875.00

Members \$787.50

THE ART OF THE JAPANESE BLADE WORKSHOP

Mace Vitale

Thursday – Monday, December 12 - 16
10:00 AM - 5:00 PM

In this 5-day intensive students will learn to forge a traditional Japanese tanto blade. The blades will be ground and filed clean. Heat treat will be done with a clay coating to create the "Hamon" or hardening line separating the hard edge from the soft spine. Blades will then be polished and etched to reveal their true beauty. **Fee payable with tuition \$70.00.**

Tuition \$875.00

Members \$787.50

CERAMICS

CREATING WITH CLAY

Alice Chittenden

10 Mondays beginning September 16
9:30 AM - 12:30 PM

Designed to help students increase their pottery skills whether they are beginning, intermediate or advanced students. Both wheel and handbuilding techniques are taught. Students may work in both or focus on one. Surface treatments including colored clay slips, underglazes and glazes will be covered. Instruction is delivered through both teacher demonstrations and individual help to students. Critiques provided to students upon request. **Please note: no class 10/14. Fee payable with tuition \$30.00.**

Tuition \$450.00
Members \$405.00

FROM FORM TO FUNCTION

Deborah Staub Luft

10 Mondays beginning September 16
7:00 PM - 10:00 PM

Learn wheel throwing, designing and glazing techniques with an eye to function. This class is for students of all experience levels and centers on structured, hands-on instruction for new students while more experienced students can develop their skills to make larger and more complex forms through teacher demonstrations and individualized instruction. **Please note: no class 10/14. Fee payable with tuition \$30.00.**

Tuition \$450.00
Members \$405.00

EXPRESSION IN CLAY

David Frank

10 Tuesdays beginning September 17
12:30 PM - 3:30 PM

Find your seat within this group of beginner to advanced potters. Set individual goals while exploring a range of skills including wheel throwing and hand-building, as well as skills for finishing your work like carving, slips, and diverse glaze techniques. Students will engage in both round table group critiques, as well as plenty of one-on-one attention. **Fee payable with tuition \$30.00.**

Tuition \$450.00
Members \$405.00

EXPLORATIONS IN CLAY

Claudia Schiavone

10 Tuesdays beginning September 17
6:30 PM - 9:30 PM

In addition to developing the fundamentals of wheel-throwing and hand building, this course will explore various alternative firing techniques including pit-firing, raku, smoke firings and more. We will also experiment with unconventional surface treatments. The course is open to students of all levels. The only requirement is the desire to grow your skills and challenge your ceramic creativity. **Fee payable with tuition \$30.00.**

Tuition \$450.00
Members \$405.00

ALL ABOUT POTTERY

Louise Harter

10 Thursdays beginning September 19
7:00 PM - 10:00 PM

In this class we will focus on mastering the skills to make ceramic dishes for food. We will cover clay preparation, forming pots on the wheel, trimming, pulling handles, and glazing. Students with prior experience will have the opportunity to further their skills through individual coaching and critique. However, no prior experience is required -- if you have always wanted to try pottery, this class is for you. Part of every class will be dedicated to demonstrations and examining well-crafted pots. **Fee payable with tuition \$30.00.**

Tuition \$450.00
Members \$405.00

Tuition includes bench time for students enrolled in classes; it does not include workshops. Clay must be purchased in class; tool kits also available. Please bring cash or check. Lab and clay fees cover costs of firings and glaze materials.

GAC POTTERY CLASSES, unless otherwise noted, are designed for students of all levels. Instructors work to meet the learning needs of all students. All classes offer the chance to throw on the wheel as well as build by hand. (See specific class descriptions for additional details.)

MAKING POTTERY - "PAS DE DEUX"

Anita Griffith & Robert Parrott

10 Fridays beginning September 20
9:00 AM - 12:00 PM

Veteran instructors Anita Griffith and Robert Parrott team-up to combine the best of their approaches to teaching pottery. Alternating weeks of instruction, Anita and Bob will offer a comprehensive survey of hand building and wheel throwing, with an emphasis on form, function, and development of personal style and expression. Learn about ceramic shapes and uses, from cups, bowls and plates to vases, bottles and teapots. Beginners are welcome and will learn all the basics of forming and glazing. Intermediate and advanced students will be challenged to work toward more refined products and to design independent projects with guidance and demonstrations. **Fee payable with tuition \$30.00.**

Tuition \$450.00
Members \$405.00

POTTERY: THE WHEEL & MORE

Justin Gerace

10 Fridays beginning September 20
2:00 PM - 5:00 PM

Want to make ceramics on the potter's wheel? This class is for you. Come learn all the techniques and steps to make successful pottery on the wheel, including wedging, shaping, trimming, decorating and glazing. **Fee payable with tuition \$30.00.**

Tuition \$450.00
Members \$405.00



From Form To Function with Deborah Staub Luft

CERAMIC SCULPTURE

Lisa Wolkow

10 Wednesdays beginning September 25
9:30 AM - 12:30 PM

For experienced students who would like to work sculpturally in clay, taking full advantage of everything that a ceramics studio can offer. Students will be introduced to ways of experimenting, working and thinking as sculptors, as well as techniques for constructing forms, building surfaces and firing. Students with a background in wheel work may want to explore hand building skills in conjunction with thrown forms. **Fee payable with tuition \$30.00.**

Tuition \$450.00

Members \$405.00

FRIDAY NIGHT POTTERY WORKSHOP

Claudia Schiavone

Session A: Friday, September 27

Session B: Friday, October 18

6:30PM - 9:30 PM

Come and join the fun as we play with clay! In this relaxing one-night workshop, we will hand build and glaze a unique piece. Students are encouraged to come with an idea of the project, like a bowl, vase, platter, or garden art. The possibilities are endless! Enjoy a creative night out with friends, make it a date night, or make new friends! Finished pieces will be available for pick up 2 to 3 weeks later. **Fee payable with tuition \$15.00.**

Tuition \$55.00

Members \$49.50

GLAZING WORKSHOP

David Frank

Saturday, October 5

1:00 PM - 5:00 PM

Now you have made the pots and it is time to GLAZE. Avoid disappointments. Learn to apply glaze so that your work is looking its best. Fun-colorful-exciting! Glaze trail, dawn soap, resists, underglaze and stains. Bring some bisque that was made at GAC and a notebook. Or just the notebook and have some fun. **Fee payable with tuition \$5.00.**

Tuition \$52.00

Members \$46.80

DRAWING

DRAWING FOR ALL

Scott Paterson

10 Mondays beginning September 16

10:00 AM - 12:00 PM

Students will draw with graphite pencil, learning about line, dark and light values, composition and more. We will turn the ordinary into the sublime, working from a still life (and other things) of each student's own design. Please bring a few soft pencils (6B to 9B) and a 9 x12 sketch pad to the first class. **Please note: no class 10/14.**

Tuition \$260.00

Members \$234.00

DRAWING PEOPLE, PLACES & THINGS

Patricia Meglio

10 Tuesdays beginning September 17

10:00 AM - 12:00 PM

Explore seascape, cityscape and landscape drawing using photo references. Start with selecting your scene according to composition guidelines. For cityscapes, learn how to break down large buildings into basic shapes and textures and draw figures with proper proportions. We will apply linear perspective to simplify drawing skyscrapers, vehicles, and people. As we examine country scenery, learn to create harmonious sketches of trees, rustic buildings, fields, rivers and rocks. From crashing waves and stormy seas to floating sailboats on tranquil waters, we will study the dynamics and beauty of seascapes. Bring sharp 8"x10" B/W photos or use those that instructor provides.

Tuition \$260.00

Members \$234.00

FIBER

SEWING 101

Claudia Mathison

4 Fridays beginning September 20

10:00 AM - 1:00 PM

Let's get sewing! This class is for the novice sewer or for those in need of a refresher course. We'll review machine and hand stitching basics as well as sewing hems and zippers. A few project choices are an envelope pillow, apron, table runner and napkins. Machines will be provided or bring your own. A material list will be provided at the first class. **Fee payable with tuition \$30.00.**

Tuition \$156.00

Members \$140.40

CARVE, PRINT, REPEAT: BLOCK PRINTING ON TEXTILES & PAPERS

Claudia Mathison


4 Tuesdays beginning September 17

10:00 AM - 1:00 PM

Using a soft carving medium you'll design, carve and print on textiles and papers while learning proper printing techniques. Experiment with a variety of inks, stamp pads, brayers and brushes as well as printing with found objects. Basic supplies will be provided although students may need to purchase additional materials. **Fee payable with tuition \$30.00.**

Tuition \$156.00

Members \$140.40



*Drawing People, Places & Things with
Patricia Meglio*

SHAPES IN CROCHET

Netra Garani

4 Saturdays beginning October 26
9:30 AM - 12:30 PM

Learn different types of shapes to crochet such as circles, granny squares and hexagons using the basic stitches (Single crochet, Double crochet, Half-Double crochet). Read the pattern and create a small project like a coaster, bag, or purse.

Tuition \$156.00

Members \$140.40

CROCHET ACCESSORIES

Netra Garani

4 Sundays beginning October 27
9:30 AM - 12:30 PM

Crochet holiday gifts such as a scarf, ornaments, coasters, or a scarf with matching beanie. Prerequisite: Basic crochet stitches (chain, single crochet, half double, double crochet)

Tuition \$156.00

Members \$140.40

PRINTING FROM NATURE WORKSHOP

Claudia Mathison

Saturday, September 21
1:00 PM - 5:00 PM

Early fall is a wonderful time to gather nature's bounty to create prints on textiles and papers. Experiment with leaves, grasses, flowers and herbs while exploring color combinations, heat setting, printing techniques and composition. Materials and flora will be provided although students are welcome to bring additional delights. **Fee payable with tuition \$25.00.**

Tuition \$52.00

Members \$46.80

SASHIKO EMBROIDERY EXPLORATIONS WORKSHOP

Claudia Mathison

Sunday, September 22
1:00 PM - 5:00 PM

Sashiko is a traditional Japanese art of functional embroidery defined by its use of the running stitch and geometric patterns. Sashiko translates to "little stabs" – the method used to create this distinctive running stitch. Although traditionally used to repair clothing, we will explore its decorative uses on clothing and fabrics. A variety of geometric patterns, indigo dyed linen, and white embroidery thread will be provided. Students may also bring in clothing or textiles to decorate. **Fee payable with tuition \$30.00.**

Tuition \$52.00

Members \$46.80

PAINTERLY CONTEMPORARY CROCHET WORKSHOP

Lexa McCrady

Sunday, October 6
10:00 AM - 2:00 PM

If you like Sheila Hicks, Anni Albers, Hunderwasser, or Matisse, you'll enjoy this class in color and stitching. Think of what attracts you in magazines and catalogs, and make vivid crochet needlework with the same appeal. Crochet slouchy string bags, gypsy coin pouches, mandalas, crowns, from basic and versatile crochet stitches. Learn chain stitch, single and double crochet stitches, and a few fun extras while making a free-form medallion and starting a bag.

Tuition \$52.00

Members \$46.80



Crochet Accessories with Netra Garani

STRING & CLOTH: SHIRRET CROCHET WORKSHOP

Lexa McCrady

Saturday, October 12
10:00 AM - 2:00 PM

Cut up old clothes, wiggle strips onto a special crochet needle, then crochet chain stitches to make glorious textiles. Shirret (rhymes with hurray) brings years of creative pleasure and a good way to recycle fabrics. With two stitches, a special rug hook, twine, and fabric scraps, you can make jewel-like quilt pieces, berets, rugs, cozies, pillows, dog coats, and home decor. Beginner samplers are accomplished in class. Prerequisite: Chain stitch and double crochet stitch fluently. If you haven't crocheted recently and need a warm-up, consider registering for the Painterly Contemporary Crochet class on October 6th.

Tuition \$52.00

Members \$46.80

SASHIKO MENDING WORKSHOP

Claudia Mathison

Sunday, October 13
1:00 PM - 5:00 PM

Whether you have holes that need mending or want to decorate your clothing you'll explore sashiko techniques to create functional artful patches. Bring in clothing or textiles that need mending or embellishment (preferably not knit or crocheted items) and additional fabrics for patching. Threads, stitching patterns, embroidery floss, needles, denim and linen fabric will be provided. **Fee payable with tuition \$30.00.**

Tuition \$52.00

Members \$46.80



Sashiko Mending Workshop with Claudia Mathison

GLASS

STAINED GLASS

Eileen O'Donnell

10 Thursdays beginning September 19
6:30 PM - 8:30 PM

This class is for beginning and experienced stained glass artists to build individual works using the copper foil method. Learn how to cut glass, foil and assemble pieces into windows, sun catchers, boxes, panel lamps, etc. There will be patterns to choose from or students can bring in their own ideas. This class will enable students to expand their skills and make beautiful color creations of light. **Fee payable with tuition \$25.00.**

Tuition \$260.00

Members \$234.00

LAMP WORKED GLASS BEADS WORKSHOP

Stephanie Maddalena

Saturday – Sunday, October 26 - 27
10:00 AM - 4:00 PM

Students will learn to use a torch to melt glass rods, creating personalized colorful glass beads. Many glass decorating techniques will be demonstrated, including enamels, metal foils, flowers and more. **Fee payable with tuition \$25.00.**

Tuition \$325.00

Members \$292.50

SPARKLING GLASS MANDALA WORKSHOP

Janice Baker

Saturday, November 2
10:00 AM - 2:30 PM

Choose from a collection of glass pieces, ephemera and faceted beads to create a square mosaic window with wood frame. The finished glass art is 5" x 5". All materials are provided and you are invited to bring additional beads or jewelry to personalize your piece. **Fee payable with tuition \$40.00.**

Tuition \$58.00

Members \$52.20

LEATHER

LEATHER HALLOWEEN MASKS WORKSHOP

Katie Coleman

Saturday, October 19
9:00 AM - 5:30 PM

Every goblin and ghoul loves a good mask and what better time to make one! Students will make a leather half mask that they have tooled, wet formed and dyed. Each mask will be as unique as the individual making it. This course will focus on teaching tooling skills, the wet forming process, choosing the right leather materials, finishing skills and basic pattern concepts. Join us to make something truly spooktacular that will last you for decades of Halloweens (and masquerade parties)! Students are suggested to either bring an apron or wear clothes that can get stained which may occur in the process. **Fee payable with tuition \$50.00.**

Tuition \$110.50

Members \$99.45

METALS

METALS & JEWELRY

Linda Edwards

10 Tuesdays beginning September 17
9:30 AM - 12:30 PM

Learn through demonstration, discussion, and hands on, how to create art works out of fine metals. From jewelry to small sculpture, students will be introduced to metalworking tools and techniques to manipulate copper, brass and silver. Students will learn sawing, filing, cold connections, soldering, surface textures, forming, fabricating, stone setting, and finishing. Other metalworking techniques will be introduced according to class interest. Guidance will be given to encourage creativity and develop design skills. Please be sure to attend the first class and bring a notebook and writing utensil. **Fee payable with tuition \$30.00.**

Tuition \$390.00

Members \$351.00

ALL ABOUT METALS

Connie Pfeiffer

10 Tuesdays beginning September 17
6:30 PM - 9:30 PM

Learn through demonstration, discussion, and hands on, how to create works of art made of fine metals. From jewelry to small sculpture, students will be introduced to metalworking tools and techniques to manipulate copper, brass and silver. Students will learn sawing, filing, cold connections, soldering, surface textures, forming, fabricating, stone setting, and finishing. Other techniques will be introduced according to class interest. Guidance will be given to encourage creativity and develop design skills. Please be sure to attend the first class and bring a note book and writing utensil. **Fee payable with tuition \$30.00.**

Tuition \$390.00

Members \$351.00

GUIDED INDEPENDENT STUDIES IN METALS

Linda Edwards

10 Thursdays beginning September 19
9:30 AM - 12:30 PM

This class is structured for students with metalworking experience to focus on their own interests. Students will select and design their own projects and receive guidance to execute them. Focus will be on enriching design skills and addressing artistic intent. **Fee payable with tuition \$30.00.**

Tuition \$390.00

Members \$351.00



Leather Halloween Masks Workshop with Katie Coleman

DISCOVER SILVER METAL CLAY WORKSHOP

Nancy Karpel

Saturday, September 21

10:00 AM - 3:30 PM

Silver Metal Clay looks and feels like clay but is actually pure silver in an organic binder. You will learn all the basic information and techniques for forming, surface texturing, firing, and finishing. Flush setting of lab grown gemstones will also be covered, and (optional) inexpensive stones can be purchased in class. Great for beginners, jewelry students, clay artists, bead makers, and others! You will have the opportunity to finish and take home your unique pieces of fine silver jewelry. Come and discover the many design possibilities of this exciting material. Materials fee of \$100.00 is payable to instructor at class and includes silver clay, use of tools, supplies and handouts.

Tuition \$170.00

Members \$153.00

SILVER METAL CLAY II WORKSHOP

Nancy Karpel

Sunday, November 3

10:00 AM - 4:00 PM

In this new one-day workshop students will take designing pendants to the next level and learn techniques for forming and firing silver metal clay over supports for a three-dimensional look. Techniques demonstrated will include doming, stacking and draping. Techniques for forming and attaching pendant bales will be demonstrated and used in the making a three-dimensional pendant. Focus will also be on perfecting dry finishing the metal clay pendants before firing. Flush stone setting can be used. Depending on size and design, students will be able to finish and take home one or two unique silver pendants. Prerequisite: at least one other metal clay class. A materials fee* of approx. \$100 includes sufficient metal clay, tools, supplies and handouts to complete class project, and is payable to the instructor at class. *Materials fee is subject to change with the metals market.

Tuition \$185.00

Members \$166.50

METAL CLAY RINGS & MORE WORKSHOP

Nancy Karpel


Sunday, November 17

10:00 AM - 4:00 PM

Students will learn several ring forming techniques using fine silver metal clay. Use of slip syringe will be discussed, and students will learn how to flush-set synthetic stones for firing in metal clay. The making of cold-molds will be demonstrated, and students will use them in ring making. This is a workshop for students with some experience working with metal clay. Students should be able to complete at least 2-3 rings. Materials fee* of approx. \$130.00 includes sufficient metal clay, supplies and significant handouts to complete class projects, and is payable to the instructor at class. Basic metal clay tools, including portable work-surface, are required and will not be provided. A small tool kit may be rented in class for \$3.00.

Tuition \$185.00

Members \$166.50



Turn Your Painting Around with Lexa McCrady

PAINTING

TURN YOUR PAINTING AROUND

Lexa McCrady

6 Mondays beginning September 16

9:30 AM - 12:30 PM

People are taking online painting lessons since the pandemic. But what happens when the painting needs help and you need advice? This for-all-levels class is what you might ask for problem solving! Learn new skills and color combinations, explore realism, narrative, and abstracting away from a subject composition. Choose photos from your cell phone about your life and print them. In class, we start "alla prima" and fill the canvas expressively at the beginning to capture ideas. Then we consider more slowly, and manipulate areas. With the help of a teacher guide you can learn to make choices that will give you rewarding results in painting, drawing, image-making and collage. Please note: no class 10/14.

Tuition \$234.00

Members \$210.60

EXPRESS YOURSELF IN OIL PAINTS

Patricia Meglio

10 Tuesdays beginning September 17

1:00 PM - 3:30 PM

Explore the vibrant colors, textures, and timeless beauty of oil paints. Learn about values, color mixing, texture, edges and how to select a good composition. Instructor will cover the materials used in oil painting, including paint, brushes, surfaces, and medium. Instructor will demonstrate a variety of painting techniques and will provide individual and class instruction and informative handouts for each topic. Bring sharp 8" x 10" or larger printed photo references or use one provided by instructor (no electronic references).

Tuition \$325.00

Members \$292.50



Floral Paint Along Workshop with Leonard Moskowitz



Autumn Watercolors with Lisa Arnold

LIGHT & MOOD IN PAINTING

Julia Rogoff

10 Thursdays beginning September 19
9:30 AM - 12:30 PM

Let's take our inspiration from the dramatically evolving world around us to push our painting towards more dynamic expression. Come to the first class with an image you are interested in taking to the next level, whether abstract or guided by real or imagined landscapes. Shoreline images can become crashing rocks, a walk at dusk can lead onto a mysterious path, peaceful marsh scenes can become radiant sunsets, a tree on a hill could become a windswept moor. Take a simple image and transform it, allowing distortions, dramatic evolution of palette, more expressive brush strokes, paint application and size of the image to create a bigger, bolder picture. Prior painting experience is recommended. Students will work independently with supportive individual and group critiques if desired, plus occasional discussions about art history. **Please note: no class 11/7.**

Tuition \$390.00
Members \$351.00

AUTUMN WATERCOLORS

Lisa Arnold

8 Thursdays beginning October 3
10:00 AM - 12:00 PM

Work with splashes of yellow ochre, all shades of oranges, yellows and various brown pigments for still life and plein air painting. Get busy creating color charts, washes, dry brush, and other watercolor techniques. Explore -wet -on wet painting as well as the wet -on-wet style. It's all about pigment and water balances to achieve the beauty and moods of watercolor.

Tuition \$208.00
Members \$187.20

ACRYLIC PAINTING

Scott Paterson

10 Fridays beginning September 20
10:00 AM - 12:00 PM

Do you have a bit of background in drawing and/or painting, but want to move beyond your current level? This class will help. We'll cover various approaches to developing compositions, become more aware of tonal values and make color a friend. We'll employ a host of technical tips, as well as allow time for critiques.

Tuition \$260.00
Members \$234.00

PAINTING OR DRAWING THE PORTRAIT

Scott Paterson

10 Wednesdays beginning September 18
10:00 AM - 12:00 PM

Become more confident as a portraitist and capture the personality of your subject in your art. Students already confident in a medium other than graphite pencil (e.g. oil, acrylic, pastels, etc.) should feel free to bring them to class. Otherwise, prepare to draw with pencil and bring a 9 x12 sketch pad, a few soft pencils (anything from 6B to 9B), and, preferably, a kneaded eraser.

Tuition \$260.00
Members \$234.00

FLORAL PAINT ALONG WORKSHOP

Leonard Moskowitz

Saturday, October 5
10:30 AM - 3:30 PM

Let's paint large! This workshop is an opportunity to paint a 30"x30" canvas while using this painting as the reference for creating one's own composition. This guided "paint along" is great for any level of artistic experience including those who wish to stretch their skills through working larger, and those who are new to painting. There will be a lot of room for playfulness. All materials (canvas, paint, brushes etc.) will be provided and are included in the workshop fee, so just bring yourself! **Fee payable with tuition \$38.00.**

Tuition \$145.00
Members \$130.50

TELLING A STORY USING THE FIGURE WORKSHOP

Leonard Moskowitz

Saturday, November 16
10:30 AM - 3:30 PM

In this workshop you will be working to paint playfully and abstractly using the figure. Some of the approaches we will be exploring include painting, collage, color mixing, finding the big shapes (composition), and creating studies to use for a larger, final piece. In the morning we will be drawing from a model and making a lot of quick studies. Then in the afternoon we will be working from our studies to abstract and create a more finished image. **Fee payable with tuition \$15.00.**

Tuition \$130.00
Members \$117.00

PHOTOGRAPHY

INTRODUCTION TO DIGITAL PHOTOGRAPHY

Melanie Stengel

8 Wednesdays beginning September 18
10:00 AM - 12:00 PM

Learn about digital camera settings and how to use them to best express your personal creativity. Through demonstrations, assignments, and critiques, students will develop the techniques that allow them to transition from taking photographs to making them. (This is NOT a Photoshop class.) The goal is to get the most from your digital camera and develop your photographic eye. Students need a digital SLR camera (not a point and shoot). Please bring camera and owner's manual to class. This is a cumulative, "hands on" class. Attendance (especially the early classes) is important to obtain the full benefits.

Tuition \$208.00
Members \$187.20

CYANOTYPE: BASICS & BEYOND WORKSHOP

Bruce Dunbar

Saturday, September 21
10:00 AM - 2:00 PM

Cyanotype is an eco-friendly iron-based photographic process which yields a deep blue color. In this workshop, participants will work with both the traditional method using found objects and/or negatives (film or digital) and, the wet method which produces unexpected and surprising results. Coating methods, chemistry safety and history will all be discussed while still allowing time for exploration of the process. A suggested supply list will be sent before the workshop. Fee payable with tuition \$18.00.

Tuition \$120.00
Members \$108.00

IPHONE PHOTOGRAPHY-ALL YOU NEED TO KNOW

Bruce Dunbar

Saturday, October 5
10:00 AM - 2:00 PM

Take full advantage of your iPhone camera. Learn the tips and tricks of iPhone photography and how to make the most of your phone's camera, starting with photography basics, focus, control, and exposure. Composition and creativity will be discussed. No experience necessary! Bring an iPhone, pen, notebook, and charger.

Tuition \$120.00
Members \$108.00


PLANT BASED TONING WITH CYANOTYPE WORKSHOP

Bruce Dunbar

Saturday, October 26
10:00:AM - 2:00 PM

Discover the various colors a cyanotype print can become when toned. In this workshop we will go beyond the typical toners of coffee and tea to explore various non-toxic natural botanical toners to produce a variety of experimental hues. Participants will hand coat paper and make prints from their choice of negatives (film, digital, paper, glass or hand drawn) or use botanicals and/or objects. Participants will be guided through these processes with examples and demonstrations. Some brief history and chemistry of the processes will be discussed. Fee payable with tuition \$18.00.

Tuition \$120.00
Members \$108.00



iPhone Photography-All You Need To Know with Bruce Dunbar

SCULPTURE

STONE SCULPTURE: STUDIO TIME

10 Mondays beginning September 16
9:00 AM - 12:00 PM

Join other experienced stone sculptors to work on your pieces in a collegial, group environment. Open to those who have previously studied stone carving at GAC. Fee payable with tuition \$25.00.

Tuition \$390.00
Members \$351.00

SPECIAL INTEREST

FRIDAY NIGHT: RELAX & CREATE

Carole Firth

6 Fridays beginning October 18
6:30 PM - 9:00 PM

De-stress and tune into your inner creativity. Emphasis on exploration and relaxing into the art process through guided art projects. A chance to experiment with a variety of materials and techniques that you might have always wanted to try: acrylic and watercolor painting, mixed media collage with mulberry papers and botanicals, ink brush painting, and chalk pastels. Learn about color mixing, creating texture, layering and blending techniques. The classes will have a still life set up. Bring your ideas, imagination and openness to find and hear your artist's inner voice. Fee payable with tuition \$25.00.

Tuition \$195.00
Members \$175.50



Introduction To Digital Photography with Melanie Stengel

TICKLING YOUR CREATIVE BONES WORKSHOP

Mary O'Connor

Saturday, September 21
9:00 AM - 12:00 PM

For those who think they don't have a creative bone in their body, or simply want to strengthen them, this hands-on workshop includes tips, examples and practices designed to boost ways of creatively seeing and experiencing the world around us. We'll begin by looking at ways to be open to creativity, like being mindful, being connected and centered, and by exploring ways to feed our curiosity. Creativity develops by turning to our five natural senses sight, hearing, touch, taste and smell, which are strengthened through exploration and practice. We can't overlook a sixth sense — that of wonder. Find a greater understanding of the ins and outs of creativity and recognize that the spark of creativity is just waiting to ignite. **Fee payable with tuition \$20.00.**

Tuition \$59.00
Members \$53.10


IRIS PAPER FOLDING WORKSHOP

Jean Rill-Alberto

Saturday, September 28
11:00:AM - 2:00 PM

Iris paper folding is a paper craft technique that involves folding strips of colored paper in such a way to form a design. Create a beautiful design on square greeting cards using different templates, and colored and patterned papers. All supplies provided. **Fee payable with tuition \$15.00.**

Tuition \$50.00
Members \$45.00



Gilded Frame & Encaustic Painting Workshop
with Leslie Giuliani

EXPERIMENTAL COLLEGE WORKSHOP

Anne Benkovitz

Saturday, October 12
12:00 PM - 4:00 PM

Let your mind and hands wander freely and you might surprise yourself with what you create! Students will construct paper or mixed-media collage artworks by creating, cutting, and reassembling various colored and textured papers, photos, text, images, and printed ephemera. Collages can be further embellished with paint, markers, crayons, pencils, stamps, thread, fabric, lace, and 3D objects. Teacher will provide an exploration guide suggesting collage prompts, styles, techniques, and media approaches to inspire students' work in class and beyond. All collage materials and tools will be provided, but students may bring photos, clippings, or other meaningful items to incorporate into their work. **Fee payable with tuition \$15.00.**

Tuition \$52.00
Members \$46.80

GILDED FRAME & ENCAUSTIC PAINTING WORKSHOP

Leslie Giuliani

Saturday - Sunday, October 19 - 20
10:00 AM - 3:00 PM

How a painting is presented can make all the difference, especially for small works. Think about the possibilities when conceiving and creating frame and painting together. In this class we will construct a beautiful frame that will accommodate a painted or collaged Encaustic piece of artwork. First, we will construct and embellish a frame from very simple materials. Our basic construction techniques will be masked by layers of iridescent Encaustic paint that will mimic old world gilding effects. There will be a reserved area to accommodate a small painting. Then we will use encaustic painting and collage techniques to make a piece that we can pop right into our frame creating a beautifully finished piece of art. Really stretch your skills with materials. This is a simple process that can be brought right back to your studio. No carpentry skills required. All levels welcome. **Fee payable with tuition \$30.00.**

Tuition \$150.00
Members \$135.00

WEAVING

FLOOR LOOM WEAVING: SESSION A

Linda Edwards

10 Wednesdays beginning September 18
9:30 AM - 12:30 PM

Beginners will learn the fundamentals of weaving by designing a warp, dressing a loom and weaving a sampler of plain and patterned weaves. A second project of the student's choice and tailored to their skill will complete the term. Intermediate and advanced students receive individualized instruction and are encouraged to explore the diversity of the craft on four or eight harness looms. Beginners sampler fee of \$12.00 payable in class. Bench time available.

Tuition \$390.00
Members \$351.00

FLOOR LOOM WEAVING: SESSION B

Eva Polizzi

10 Thursdays beginning September 19
9:30 AM - 12:30 PM

Calling weavers of all levels! Beginning students will learn to measure a warp, dress a four or eight-harness loom and draft basic patterns for weaving cloth. After completing a short sampler of traditional weave structures, they will plan, design and weave a project of their own choice with assistance from the instructor. More advanced students will be encouraged to either deepen their handweaving skills or try new methods as they complete their projects. Individualized help is offered on an as needed basis. Bench time available. Please note that apart from a Beginner's Sampler, students are responsible for their own materials.

Tuition \$390.00
Members \$351.00

JEWELRY
CERAMICS
GLASS
ACCESSORIES
CARDS
HOME DÉCOR
BAGS
CANDLES
SKIN CARE
& MUCH MORE

THE SHOP AT GUILFORD ART CENTER

Need a gift or something
beautiful for yourself?

Visit THE SHOP at Guilford Art
Center for handcrafted works
created by American artists,
many who are local.

All GAC members receive 10%
OFF all purchases.

OPEN 7 DAYS A WEEK
Monday – Saturday 10am-4pm,
Sunday 12-4pm

HOLIDAY EXPO

NOVEMBER 1 - JANUARY 5



Benefits Guilford Art Center
& Guilford Food Bank

Soup for Good *TO GO*

Sunday, November 24
2:00 - 4:00PM
\$40.00 per person

A yellow poster for a 'Soup for Good TO GO' event. It features a stylized illustration of a soup bowl with a red handle and a blue and white pattern. The text on the poster includes 'Benefits Guilford Art Center & Guilford Food Bank', 'Soup for Good TO GO', 'Sunday, November 24', '2:00 - 4:00PM', and '\$40.00 per person'.

DESIGNERS CIRCUS

OCTOBER 3, 4, 5

Thursday & Friday, 10am-5pm

Saturday 10-3pm

Ready for some new fall fashion? Come
shop at the Designers Circus pop-up
shopping event at Guilford Art Center
October 3-5 The GAC gallery will be
filled with unique and few of a kind
women's clothing and accessories
created by over 70 local, national, and
international designers.

Designers Circus is Boston's premier
destination for creative women's cloth-
ing at 50 to 90% below boutique prices,
a pop up event and experience in social
shopping, all in one!



IN THE GALLERY

JUNE 29 – AUGUST 4
Ceramics Biennial 2024: A National
Juried Exhibition

AUGUST 16 – SEPTEMBER 1
Guilford Art Center Student and
Resident Potter Exhibit

SEPTEMBER 9 – SEPTEMBER 29
Guilford Art League



YOUTH & TEEN CLASSES

AGES 5+

MAGICAL CREATURES: ART EXPLORATIONS FOR HOMESCHOOLERS

Carole Firth

8 Mondays beginning September 16
3:45 PM - 5:45 PM

A class for homeschooled children to engage in a variety of hands-on art projects. Children will use their imaginations to create works of art depicting magical creatures of all kinds. We will have a chance to explore clay sculpture, printmaking techniques, upcycling, collage, canvas painting, soft sculpture, and more! This is a class that will be geared towards children's own interests and ideas within a structure of exploring art materials. **Please note: no class 10/14. Fee payable with tuition \$20.00.**

Tuition \$240.00
Members \$216.00

POTTERY FOR KIDS

Carole Firth

8 Tuesdays beginning September 17
4:00 PM - 5:30 PM

Children will learn skills to create kiln fired pottery while engaged in fun projects. Students will experiment with coil, slab, pinch and glazing techniques. Children will also become familiar with how to use a variety of clay tools, and different methods to create design and texture in clay.

Tuition \$180.00
Members \$162.00

AUTUMN FAIRY ART

Carole Firth

8 Wednesdays beginning September 18
4:00 PM - 6:00 PM

Acorn caps, mushrooms, and winged beings! Come explore the world of all things fairy as we create enchanted autumnal works of art. Children will have fun and use their imaginations to make projects of natural magic. Projects will include fairy mirrors, fairy cups for luck, a forest house with fairy lights and magic lanterns. Materials from the bounty of the natural world such as moss, clay, stones, tree branches and botanicals will be used as inspiration. **Fee payable with tuition \$20.00.**

Tuition \$240.00
Members \$216.00

FALL CLAY WONDERLAND

Carole Firth

8 Thursdays beginning September 19
4:00 PM - 6:00 PM

Explore techniques of working with air dry clay along with other materials. Children will be able to make a variety of exciting clay projects while learning various hand-building techniques including pinch pots, slab and coil methods. Children will have a chance to paint and embellish their projects using a variety of natural and craft materials. We will also explore color mixing, paper mache techniques, and paper collage along the way. Some projects will include critter houses, magical glowing fairy trees, treasure bowls and autumn forest creatures. **Please note: no class on 10/31. Fee payable with tuition \$15.00.**

Tuition \$240.00
Members \$216.00



Middle Schoolers: Mask Making with Renee Soares



Autumn Fairy Art with Carole Firth

HALLOWEEN CRAFTS FOR KIDS WORKSHOP: SESSION A

Carole Firth
Sunday, October 27
1:00 PM - 3:00 PM

All things Halloween is the theme of this fun kid's workshop! Children will have a chance to get creative while learning how to make animal lanterns from clay that will glow in a window or on a porch step on Halloween night. Come make a unique and spooky decoration! We will also make other Halloween creations during the workshop. If you love Halloween and art, this is for you! **Fee payable with tuition \$15.00.**

Tuition \$30.00
Members \$27.00

AGES 7+

MEET THE ARTISTS!

Amy Peters
8 Tuesdays beginning September 17
4:00 PM - 5:30 PM

Join these lively classes and learn about an eclectic group of artists, including Takashi Murakami, Yayoi Kusama, Georgia O'Keeffe, Wayne Thiebaud, Claes Oldenburg, Lucy Sparrow, and more. Many media, including painting, ceramics, and fabric will be explored as we make art inspired by these artists.

Tuition \$180.00
Members \$162.00



Parent & Child Workshop: Celebration Of Light Workshop with Janice Baker

COLLAGE, PAINT, DRAW

Nellie Shevelkina
8 Wednesdays beginning September 18
4:00 PM - 6:00 PM

Collaging allows for freedom of expression, removing fear of "mistakes," and makes learning visual art more fun. Projects will include fantasy and realistic topics, working from observation and imagination. We will do still-lives, portraits, landscapes and abstracts combining traditional and non-traditional methods and materials. Students will learn how to depict their own creative ideas, express their personal points of view and feelings towards the real objects.

Tuition \$240.00
Members \$216.00

AGES 8+

KIDS POTTERY BY WHEEL & HAND

Alice Chittenden
8 Mondays beginning September 16
4:00 PM - 6:00 PM

Students will work on the potter's wheel and learn hand building methods. Beginners will learn the basics of pottery while returning students will get a chance to improve their skills on new projects. Students will make some pieces which they can eat or drink out of, with time to explore their own ideas. Several finishing and glazing techniques will be taught. **No class 10/14. Fee payable with tuition \$20.00.**

Tuition \$240.00
Members \$216.00



Parent/Child Cornucopia Memory Box Workshop with Carole Firth

AGES 9+

ART FOR TWEENS

Carole Firth
8 Fridays beginning September 20
3:45 PM - 5:45 PM

A new class created to engage the interests of tween artists. Projects will include; designing unique mosaic boxes, sewing sculpture pillows, collage picture frames, clay vessels, and friendship bracelets. Come join with friends for the creative fun Fridays. **Fee payable with tuition \$20.00.**

Tuition \$240.00
Members \$216.00

HALLOWEEN CRAFTS FOR KIDS WORKSHOP: SESSION B

Carole Firth
Sunday, October 27
3:30 PM - 5:30 PM

All things Halloween is the theme of this fun kid's workshop! Children will have a chance to get creative while learning how to make animal lanterns from clay that will glow in a window or on a porch step on Halloween night. Come make a unique and spooky decoration! We will also make other Halloween creations during the workshop. If you love Halloween and art, this is for you! **Fee payable with tuition \$15.00.**

Tuition \$30.00
Members \$27.00

AGES 10-14

CLAY FOR TWEENS & TEENS

Alice Chittenden

8 Wednesdays beginning September 18
4:00 PM - 6:00 PM

In this tween and teen clay art class students will learn the hand building methods of pinch, coil and slab. These versatile methods can be used singly or in combination. Students will also utilize decorative surface techniques such as carving, stamping and adding clay embellishments. Using the potter's wheel will also be taught. Glazing will enable students to add color and a smooth surface to their work. There will be class projects as well as time for students to pursue their own ideas. **Fee payable with tuition \$30.00.**

Tuition \$240.00

Members \$216.00

TEENS 13+

TEEN BLACKSMITHING

Greg AmEnde

Session A: 4 Tuesdays beginning
September 3

Session B: 4 Tuesdays beginning October 1

Session C: 4 Tuesdays beginning October
29

Session D: 4 Tuesdays beginning
November 26

3:30 PM - 5:30 PM

This class will teach teen students basic forging techniques. Students will learn how to build and maintain a coal fire and use the new skills to make several small projects such as hooks, fire pokers, and hand forged jewelry. Students will need safety glasses, leather work gloves, (welding gauntlets not needed) and should wear jeans, a non-flammable cotton shirt and/or jacket, and closed-toed boots or leather shoes. Our forge is an outdoor building that is only semi-enclosed; please dress accordingly. **Fee payable with tuition \$10.00.**

Tuition \$200.00

Members \$180.00

PARENT & CHILD AGES 5+

PARENT/CHILD CORNUCOPIA MEMORY BOX WORKSHOP

Carole Firth

Sunday, November 10
1:30 PM - 3:30 PM

Parents and children will spend a fun, relaxing afternoon creating an autumn theme memory box together. Create your own unique boxes to put photographs and other treasures inside. We will use dried harvested botanicals such as acorn caps, oak leaves, summer dried flowers, as well as colorful mulberry papers, ribbon, stones and more. Each parent/child pair will also receive a polaroid picture of themselves to keep in their box. Come make a special family memory while doing a lasting art project together. **Please note: tuition and material fees are per person. Fee payable with tuition \$20.00.**

Tuition \$30.00

Members \$27.00

PARENT & CHILD WORKSHOP: CELEBRATION OF LIGHT WORKSHOP

Janice Baker

Sunday, December 8
2:00 PM - 4:00 PM

Paint and decorate a small house that holds an electric candle. Reflect on the qualities you would like to illuminate in your home this holiday season and those you would like to share with your community. **Please note: tuition and material fees are per person. Fee payable with tuition \$25.00.**

Tuition \$30.00

Members \$27.00

CHECK OUT SOME OF OUR NEW CLASSES!



*BEADING: Beaded Flower Bracelet Workshop with
Gill Zhiyao Feng*



*SPECIAL INTEREST: Friday Night: Relax & Create
with Carole Firth*



*SPECIAL INTEREST: Iris Paper Folding Workshop
with Jean Rill-Alberto*

REGISTER ONLINE

GUILFORDARTCENTER.ORG

FINANCIAL AID

Deadline: August 26

Financial aid is available for adults and children based on need and interest. Forms are available on our website (see Financial Aid, under SCHOOL tab) and should be emailed to info@guilfordartcenter.org or mailed to GAC, PO Box 589, Guilford, CT 06437.

CANCELLATION, REFUND, AND PRIVACY POLICIES

If a program is oversubscribed when a student's payment is received, the student will be notified and the full amount will be refunded or may be applied toward another course. If a class or workshop is canceled due to insufficient enrollment, students will be notified and full tuition will be refunded or may be applied toward another course. Students who withdraw from a class or workshop up to two weeks before the first class are eligible for a full refund. Up to one week before the first class, students who withdraw are eligible for a credit, less a \$25 registration fee. After that, consideration can only be given with a written medical excuse, or in the case of other extraordinary circumstances. Credits may only be for classes going forward from the date excuse is received by Guilford Art Center.

Students missing a regularly scheduled class will not receive a refund or a makeup class.

Classes not held due to bad weather or instructor's absence will be rescheduled, usually at the end of the semester. Call 203.453.5947 for weather cancellations, which will be announced on the main message line and on the website.

GUILFORD ART CENTER reserves the right to change its calendar, withdraw or modify course of instruction or substitute instructors at anytime.

GUILFORD ART CENTER is committed to your privacy. We will always make sure that any personal information you provide is kept confidential. It will not be sold or shared. Your email address may be used to keep you informed of current and upcoming GAC programs and events.

GAC is an accessible campus.

JOIN US THIS FALL



REGISTER ONLINE

Go to guilfordartcenter.org for a list of classes and to register.

HAVE QUESTIONS?

Contact us at 203-453-5947 or info@guilfordartcenter.org, Monday-Friday, 10AM-4PM.

IMPORTANT REGISTRATION INFORMATION

In efforts to make online registration more accessible to all of our students, we are moving the daily registration start time to 8:00 PM. This helps accommodate those students who are unable to register during the day due to work commitments, etc.

New Online Registration Schedule for Fall 2024 Semester

Online Registration Schedule:

Sunday, July 21, 8pm: CERAMICS

Monday, July 22, 8pm: METALS

Tuesday, Jul 23, 8pm: WEAVING

Wednesday, July 24, 8pm: ALL CLASSES & WORKSHOPS

All registrations should be done online.

TIPS FOR A SUCCESSFUL REGISTRATION PROCESS

- Registration must be done online. Calling the office will not give students an advantage or guarantee on timing or class priority. GAC staff will be available via phone Monday - Friday 10am -4pm to answer questions and troubleshoot.
- Make sure you are using an updated browser; most often people have issues connecting to online registration because their browser is not supported or updated.
- Renew your Membership in advance of the registration time. This will simplify your registration and speed up the process.

BECOME A MEMBER TODAY!

Your Membership helps the Center to support and develop high quality and innovative classes, workshops, exhibitions and special events.

Choose a Membership level that works for you — individual or family.

Membership benefits include:

- 10% discount on all classes and workshops*
- 10% discount on all Shop purchases
- 10% discount on select Gallery purchases
- Invitations to all special events and openings
- Free admission to all 3 days of Craft Expo on the Guilford Green

JOIN NOW!

[Click here](#)



SCHOOL

Did you know our SUMMER SEMESTER features more than 75 classes & workshops in a variety of mediums for all ages?

REGISTER NOW!

guilfordartcenter.org

GALLERY

THE GALLERY presents exhibits of contemporary American art and craft and serves as a venue for a number of community arts organizations.

**OPEN YEAR ROUND
7 DAYS A WEEK
FREE TO THE PUBLIC**

SHOP

Every purchase in THE SHOP supports independent working artists and GAC's community and educational programming.

**OPEN 7 DAYS
A WEEK**

THANK YOU TO OUR BUSINESS SPONSORS

PARTNERS

Martha & Terry Maguire
Prospector Partners
Yale New Haven Health

SPONSOR

Clarity Software Solutions

SUPPORTERS

Eder Brothers
Guilford Radiology
MAI Capital Management

FOUNDATIONS

CT Office of the Arts
Community Foundation
for Greater New Haven
Guilford Foundation

FRIENDS

Bailey Scarano
CK Architects
East River Energy
Ladd Capital Management
Monte Financial Group
Page Hardware & Appliance
Palumbo's Automotive

REGISTER ONLINE: GUILFORDARTCENTER.ORG

17

ADULT CLASSES