

GUILFORD ART CENTER: CREATING ART & COMMUNITY





WINTER 2025

Art is Good for You

CLASSES & WORKSHOPS

Blacksmithing	2
Ceramics	4
Drawing	5
February Vacation	14
Fiber	6
Free Drop-In Workshop	14
Glass	7
Kids Ages 10+	14
Kids Ages 5+	13
Kids Ages 7+	13
Kids Ages 8+	13
Metals & Jewelry	7
Online Painting	10
Painting	9
Parent & Child Together	14
Photography	10
Sculpture	10
Special Interest	11
Teens	14
Weaving	11

Experimental Collage Workshop, Anne Benkovitz; ABANA Certification, Greg AmEnde; Crochet A Granny Square Vest, Marsha Borden; Flush Setting Stones Workshop, Joy Raskin; and Friday Night: Relax & Create, Carole Firth.



BECOME A MEMBER

Support GAC, Save 10% on
Classes & Workshops And More!

HAVE QUESTIONS?

Contact us Mon-Fri 10AM-4PM
203-453-5947, info@guilfordartcenter.org.

ADULT WINTER CLASSES

Classes are open to all levels unless otherwise noted; adult classes open to ages 13+. Make sure to view full class descriptions on www.guilfordartcenter.org; there may be required supplies for a class not listed in this catalog.

BLACKSMITHING

INTRO TO THE HAND FORGED BLADE WORKSHOP

Mace Vitale

Session A: Saturday – Sunday, January 4 – 5

Session B: Saturday – Sunday, March 22 – 23

10:00 AM – 5:00 PM

This workshop will cover the basics of forging, grinding, heat treating, and sharpening of a small utility knife. The instructor will discuss fit and finish, overall knife design, how to sharpen and care for knives, and how to begin making knives on your own. Students should expect to forge several blades over the weekend, and get at least one to the point of a usable knife. **Fee payable with tuition \$45.00.**

Tuition \$350.00

Members \$315.00

Whether you're a seasoned blacksmith or blade smith, or new to the craft, all classes and workshops are open to you for registration. Classes that require experience will be noted in the description.

Students will need safety glasses, dust mask or respirator, leather work gloves, (welding gauntlets not needed) and should wear jeans, a non-flammable cotton shirt and/or jacket, and closed-toed boots or leather shoes. Our forge is an outdoor building that is only semi-enclosed; please dress accordingly. For full-day workshops, please bring a lunch to be on the safe side, as there may or may not be time to get food during a lunch break.

INTRODUCTION TO BLACKSMITHING

Mace Vitale

Session A: 4 Wednesdays beginning

January 8

Session B: 4 Wednesdays beginning

February 5

Session C: 4 Wednesdays beginning

March 5

6:00 PM – 9:00 PM

Come learn the basics of forging steel in a fun and inclusive environment. Geared towards the absolute beginner, this workshop is designed to be educational and enjoyable for everyone. Under the guidance of experienced instructors, you will learn techniques to build confidence in the forge. Students will shape and forge hot steel using a hammer and an anvil to complete a variety of projects. **Fee payable with tuition \$45.00.**

Tuition \$300.00

Members \$270.00

MAKING A TOMAHAWK WORKSHOP

Aidan Garrity

Saturday – Sunday, January 11 – 12

10:00 AM – 5:00 PM

Students will forge a tomahawk using the slit and drift method. The instructor will also demonstrate the wrap and weld method and explain the variations. Blacksmithing topics covered will include forming the shape of the head, drifting the eye, fitting a handle, grinding and polishing the bit, heat treating, and sharpening. **Fee payable with tuition \$30.00.**

Tuition \$350.00

Members \$315.00

ABANA CERTIFICATION LEVEL 1: PART 1

Greg AmEnde

Saturday – Sunday, January 18 – 19

10:00 AM – 4:00 PM

If you are interested in improving your forging skills in a more formal way, the Artist-Blacksmith's Association of North America (ABANA) has developed a 3-level certification curriculum. This curriculum was created to develop the fundamental skills and techniques in blacksmithing using a series of projects culminating in a final project at each level showcasing the student's acquired skill sets. The level one certification covers the most fundamental skills based on 16 separate elements. This class will focus on the beginning skills of the level one projects allowing the students to continue the curriculum on their own time and speed. Further information regarding the ABANA curriculum and list of projects is available on their website. Basic skills covered are safety, tool nomenclature and proper use, hammer control, tapers, forging to specific shapes and sizes, introduction to toolmaking and heat treatment. Greg AmEnde is a Level One certified instructor for The Artist-Blacksmith's Association of North America. **Fee payable with tuition \$45.00.**

Tuition \$300.00

Members \$270.00



ABANA Certification with Greg AmEnde

FORGING SKULLS & FACES WORKSHOP

Mace Vitale

Saturday – Sunday, February 1 - 2
10:00 AM - 4:00 PM

In this blacksmithing class students will make punches and chisels and then create iron skulls and faces with their newly formed tools. Fee payable with tuition \$45.00.

Tuition \$300.00

Members \$270.00

FORGING A HUNTING UTILITY KNIFE

Aidan Garrity

4 Thursdays beginning February 6
6:00 PM - 9:00 PM

This class will focus on the form and function of a contemporary hunting and skinning blade. Students will learn the basics of forging, grinding, and the practice/metallurgy of heat treating high carbon steel. They can expect to have a fully finished and hard-use knife completed by the end of the course. Fee payable with tuition \$60.00.

Tuition \$300.00

Members \$270.00

THE WAR HAMMER WORKSHOP

Mace Vitale

Saturday – Sunday, February 15 – 16
10:00 AM - 5:00 PM

In this blacksmith workshop students will hot punch holes in 1 ½" round bar, split the face of the hammer and then forge a metal spike off the back end. Heat treat and hickory handles...then some war hammer testing on a steel drum! Fee payable with tuition \$60.00.

Tuition \$350.00

Members \$315.00



*Forging Skulls & Faces Workshop
with Mace Vitale*

FORGING COOKING UTENSILS: SPOONS, LADLES & BOWLS WORKSHOP

Marsha Trattner

Saturday – Sunday, February 22 - 23
10:00 AM - 4:00 PM


We will start with basic forging techniques: shouldering, tapering, spreading and sinking to create spoons out of steel bar stock. Forge welding and upsetting will be introduced. Next we will move on to making bowls out of sheet steel, using sinking and planishing. The workshop culminates in creating a useful and beautiful ladle. The bowl of the ladle will be hand hammered out of sheet metal. Several options and skills will be shown for forging the ladle handle including shouldering, splitting, punching, twisting and braiding. The ladle bowl and the handle will be riveted together, just in time for soup season! Fee payable with tuition \$45.00

Tuition \$385.00

Members \$346.50



We also offer blacksmithing for teens. Check out workshops on page 14.



*The Art of Orishigane Workshop
with Matt Venier*

THE ART OF ORISHIGANE WORKSHOP

Matt Venier

Friday – Sunday, February 28 – March 2
10:00 AM - 6:00 PM

In this 3-day workshop, students will learn the techniques and materials needed to make orishigane steel in small batches. Orishigane is a 1000+ year old process where Japanese swordsmiths make high carbon steel in a charcoal forge or furnace starting with iron. Begin by building a charcoal furnace capable of producing a 3lb "bloom" of steel, then working in pairs students will run the furnace to produce their own orishigane steel. Once everyone has made their bloom we will begin the foundation forging. We will take the raw steel and through the techniques of forging, folding and forge welding create a bar of laminated steel to form into a blade or tool of their design. Fee payable with tuition \$60.00.

Tuition \$770.00

Members \$693.00

MAKING A PUKKO KNIFE

Aidan Garrity

4 Thursdays beginning March 6
6:00 PM - 9:00 PM

This class will focus on the form and function of a Finnish Pukko; a traditional hunting and utility knife favored in northern Europe. Students will understand all processes including forging, grinding, heat treating, and finishing. By the end of the course one can expect to have a complete usable blade. Fee payable with tuition \$60.00.

Tuition \$300.00

Members \$270.00

GARDEN TOOLS WORKSHOP

Mace Vitale

Saturday – Sunday, March 8 - 9
10:00 AM - 4:00 PM

Students can get ready for the spring gardening season creating utensils to work the soil. We will fashion a hand trowel using an old railroad spike, a hand rake and, time permitting, a weeding tool. **Fee payable with tuition \$45.00.**

Tuition \$300.00

Members \$270.00

FORGING YOUR OWN HAMMER WORKSHOP

Aidan Garrity

Saturday – Sunday, March 15 - 16
10:00 AM - 4:00 PM

Students will forge their own hammers and make and mount handles. Students will engage in hands-on learning, mastering the fundamental techniques of heating, shaping and tempering metal to bring each individual hammer design to life. **Fee payable with tuition \$50.00.**

Tuition \$300.00

Members \$270.00

ABANA CERTIFICATION LEVEL 1: PART 2

Greg AmEnde

Saturday – Sunday, March 29 -30
10:00 AM - 4:00 PM

Interested in improving your forging skills in a more formal way? The Artist-Blacksmith's Association of North America (ABANA) has developed a 3-level certification curriculum, created to develop the fundamental skills and techniques in blacksmithing using a series of projects culminating in a final project at each level showcasing the students acquired skill sets. Level one certification covers fundamental skills based on 16 separate elements. This second part class will focus on the more advanced skills in the level one certification with a heavy focus on the final project. Upon completion of the project and satisfactorily meeting all the requirements, students will be able to earn their level one certification. Basic skills covered are forging to specific shapes and sizes, tool-making and heat treatment, forge welding, and final project assembly. Greg AmEnde is a Level One certified instructor for ABANA. **Fee payable with tuition \$50.00.**

Tuition \$300.00

Members \$270.00

CERAMICS

CREATING WITH CLAY

Alice Chittenden

8 Mondays beginning January 6
9:30 AM - 12:30 PM

Designed to help students increase their pottery skills whether they are beginning, intermediate or advanced students. Wheel and hand building techniques are taught. Students may work in both or focus on one. Surface treatments including colored clay slips, underglazes and glazes will be covered. Instruction is delivered through both teacher demonstrations and individual help to students. Critiques provided to students upon request. **Please note: no class 01/20. Fee payable with tuition \$30.00.**

Tuition \$360.00

Members \$324.00

FROM FORM TO FUNCTION

Deborah Staub Luft

8 Mondays beginning January 6
7:00 PM - 10:00 PM

Learn wheel throwing, designing and glazing techniques with an eye to function. This class is for students of all experience levels and centers on structured, hands-on instruction for new students while more experienced students can develop their skills to make larger and more complex forms through teacher demonstrations and individualized instruction. **Please note: no class on 01/20. Fee payable with tuition \$30.00**

Tuition \$360.00

Members \$324.00

Tuition includes bench time for students enrolled in classes; it does not include workshops. Clay must be purchased in class; tool kits also available. Please bring cash or check. Lab and clay fees cover costs of firings and glaze materials.

GAC POTTERY CLASSES, unless otherwise noted, are designed for students of all levels. Instructors work to meet the learning needs of all students. All classes offer the chance to throw on the wheel as well as build by hand.



SIGN UP FOR ONE OF OUR CERAMICS CLASSES!

EXPRESSION IN CLAY

David Frank

8 Tuesdays beginning January 7
12:30 PM - 3:30 PM

Find your seat within this group of beginner to advanced potters. Set individual goals while exploring a dynamic range of skills including wheel throwing and hand-building, as well as skills for finishing your work including carving, slips, and diverse glaze techniques. Students will engage in both round table group critiques, as well as plenty of one-on-one attention. **Fee payable with tuition \$30.00**

Tuition \$360.00

Members \$324.00

EXPLORATIONS IN CLAY

Claudia Schiavone

8 Tuesdays beginning January 7
6:30 PM - 9:30 PM

In addition to developing the fundamentals of wheel-throwing and hand building, this course will explore various alternative firing techniques including pit-firing, raku, smoke firings and more. We will also experiment with unconventional surface treatments. The course is open to students of all levels. The only requirement is the desire to grow your skills and challenge your ceramic creativity. **Fee payable with tuition \$30.00**

Tuition \$360.00

Members \$324.00

CERAMIC SCULPTURE

Lisa Wolkow

8 Wednesdays beginning January 8
9:30 AM - 12:30 PM

For experienced students who would like to work sculpturally in clay, taking full advantage of everything that a ceramics studio can offer. Students will be introduced to ways of experimenting, working and thinking as sculptors, as well as techniques for constructing forms, building surfaces and firing. Students with a background in wheel work may want to explore hand building skills in conjunction with thrown forms. **Fee payable with tuition \$30.00.**

Tuition \$360.00

Members \$324.00

ALL ABOUT POTTERY

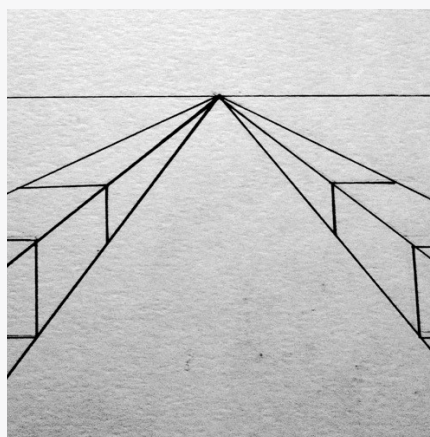
Louise Harter

8 Thursdays beginning January 9
7:00 PM - 10:00 PM

In this class we will focus on mastering the skills to make ceramic dishes for food. We will cover clay preparation, forming pots on the wheel, trimming, pulling handles, and glazing. Students with prior experience will have the opportunity to further their skills through individual coaching and critique. However, no prior experience is required — if you have always wanted to try pottery, this class is for you. Part of every class will be dedicated to demonstrations and examining well-crafted pots. **Fee payable with tuition \$30.00.**

Tuition \$360.00

Members \$324.00



Beginner/Intermediate Drawing with Patricia Meglio

MAKING POTTERY - "PAS DE DEUX"

Anita Griffith and Robert Parrott

8 Fridays beginning January 10
9:00 AM - 12:00 PM

Veteran instructors Anita Griffith and Robert Parrott team-up to combine the best of their approaches to teaching pottery. Alternating weeks of instruction, Anita and Bob will offer a comprehensive survey of hand building and wheel throwing, with an emphasis on form, function, and development of personal style and expression. Learn about shapes and uses, from cups, bowls and plates to vases, bottles and teapots. Beginners are welcome and will learn all the basics of forming and glazing. Intermediate and advanced students will be challenged to work toward more refined products and to design independent projects with guidance and demonstrations. **Fee payable with tuition \$30.00**

Tuition \$360.00

Members \$324.00

POTTERY: THE WHEEL & MORE

Justin Gerace

8 Fridays beginning January 10
2:00 PM - 5:00 PM

Want to make ceramics on the potter's wheel? This class is for you. Come learn all the techniques and steps to make successful pottery on the wheel, including wedging, shaping, trimming, decorating and glazing. **Fee payable with tuition \$30.00.**

Tuition \$360.00

Members \$324.00

FRIDAY NIGHT POTTERY WORKSHOP

Claudia Schiavone

Session A: Friday, January 24
Session B: Friday, February 21
6:30 PM - 9:30 PM

Come and join the fun as we play with clay! In this relaxing one-night workshop, we will hand build and glaze a unique piece. Students are encouraged to come with an idea of the project, like a bowl, vase, platter, or garden art. The possibilities are endless! Enjoy a creative night out with friends, make it a date night, or make new friends. Finished pieces will be available for pick up 2 to 3 weeks later. **Fee payable with tuition \$15.00.**

Tuition \$55.00

Members \$49.50

DRAWING

CHARCOAL DRAWING WORKSHOP

Lisa Arnold

Saturday, January 4
10:00 AM - 1:00 PM

Drawing with charcoal is a great way to learn about light and dark shading, form, and other techniques. Once a drawing tool for the great masters, we will draw and blend with specific charcoal supplies. Explore still-life set ups, study hands, eyes, and much more. This moody medium allows you to show off new skills as well as learn how to "control" charcoal.

Tuition \$42.00

Members \$37.80

DRAWING FOR ALL

Scott Paterson

8 Mondays beginning January 6
10:00 AM - 12:00 PM

Students will draw with graphite pencil, learning about line, dark and light values, composition and more. We will turn the ordinary into the sublime, working from a still life (and other things) of each student's own design. Please bring a few soft pencils (6B to 9B) and a 9 x12 sketch pad to the first class. **Please note: no class 01/20.**

Tuition \$224.00

Members \$201.60

BEGINNER/INTERMEDIATE DRAWING

Patricia Meglio

8 Tuesdays beginning January 7
10:00 AM - 12:00 PM

Brush up on drawing skills and learn how to draw a variety of subjects. Look for shapes in everyday objects, gain knowledge on linear perspective, and apply shading using pencils. Draw seascapes, landscapes, everyday objects and portraits using photos provided. Learn how to break down subjects into basic shapes and textures and draw figures with proper proportions. Instructor will provide photo choices for each scene and some still life setups. Class critiques. Individual and class instruction.

Tuition \$224.00

Members \$201.60

FIBER

CROCHET A GRANNY SQUARE VEST

Marsha Borden

8 Mondays beginning January 6
4:00 PM - 6:00 PM

From fashion runways and pop stars to high-end clothier, garments featuring granny squares are everywhere! Learn how to crochet your own open vest using "all in one" yarn to simplify the process. We will crochet squares and join them together to create the vest, adding single crochet and ribbing detail finishes. For students who know how to crochet a granny square. Bring your own size U.S. 1/9 (5.5 mm) crochet hook. All other supplies included. Please note: no class 1/20. Fee payable with tuition \$20.00

Tuition \$224.00
Members \$201.60

CARVE, PRINT, REPEAT: BLOCK PRINTING ON TEXTILES & PAPERS

Peggy Chappell

5 Tuesdays beginning January 14
10:00 AM - 1:00 PM

Using a soft carving medium you'll design, carve and print on textiles and papers while learning proper printing techniques. Experiment with a variety of inks, stamp pads, brayers and brushes as well as printing with found objects. Basic supplies will be provided although students may need to purchase additional materials. Fee payable with tuition \$30.00.

Tuition \$210.00
Members \$189.00



Crochet A Granny Square Vest with Marsha Borden

SEWING 101

Claudia Mathison

5 Thursdays beginning January 16
10:00 AM - 1:00 PM

Let's get sewing! This class is for new machine sewists and for those who need a refresher. Students will learn basic machine and hand sewing skills as well as proper hemming, zipper installation and button hole applications. Suggested projects include decorative pillows, table runners and tote bags. This is not a dress and pattern making class. Machines are available although students are welcome to bring their own. Basic supplies will be provided. Fee payable with tuition \$30.00

Tuition \$210.00
Members \$189.00


THE FELTED LANDSCAPE WORKSHOP

Diane Cadrain

Saturday, January 18
12:00 PM - 4:00 PM

Students will work from an image of a landscape brought from home or provided by the teacher. They will create an original felted landscape artwork using the softest of materials, wool roving and a special barbed needle on a backing of raw silk. Fee payable with tuition \$20.00.

Tuition \$56.00
Members \$50.40



The Felted Landscape Workshop with Diane Cadrain

SASHIKO EMBROIDERY EXPLORATIONS WORKSHOP

Claudia Mathison

Sunday, January 26
12:00 PM - 5:00 PM

Sashiko is a traditional Japanese art of functional embroidery defined by its use of the running stitch and geometric patterns. Sashiko translates to little stabs which describes the method used to create this distinctive running stitch. Although traditionally used to repair clothing, this class will explore its decorative uses on clothing and fabrics. A variety of geometric patterns, indigo dyed linen and white embroidery thread will be provided. Students may also bring in clothing or textiles to decorate. Fee payable with tuition \$30.00

Tuition \$70.00
Members \$63.00

SASHIKO MENDING WORKSHOP

Claudia Mathison

Sunday, February 9
12:00 PM - 5:00 PM

Whether you have holes that need mending or want to decorate your clothing you'll explore sashiko techniques to create functional artful patches. Bring in clothing or textiles that need mending or embellishment (preferably not knit or crocheted items) and additional fabrics for patching. Threads, stitching patterns, embroidery floss, needles, denim and linen fabric will be provided. Fee payable with tuition \$30.00

Tuition \$70.00
Members \$63.00



Sewing 101 with Claudia Mathison

GLASS

STAINED GLASS

Eileen O'Donnell

8 Thursdays beginning January 9
6:30 PM - 8:30 PM

This class is for beginning and experienced stained-glass artists to build individual works using the copper foil method. Learn how to cut glass, foil and assemble pieces into windows, sun catchers, boxes, panel lamps, etc. There will be patterns to choose from or students can bring in their own ideas. This class will enable students to expand their skills and make beautiful color creations of light. **Fee payable with tuition \$25.00.**

Tuition \$224.00

Members \$201.60

LAMP WORKED GLASS BEADS WORKSHOP

Stephanie Maddalena

Saturday - Sunday, January 25 - 26
10:00 AM - 4:00 PM

Students will learn to use a torch to melt glass rods, creating personalized colorful glass beads. Many glass decorating techniques will be demonstrated, including enamels, metal foils, flowers and more. **Fee payable with tuition \$25.00**

Tuition \$325.00

Members \$292.50



TRY ONE OF OUR METALS & JEWELRY MAKING CLASSES!

METALS & JEWELRY

METALS & JEWELRY

Linda Edwards

8 Tuesdays beginning January 7
10:00 AM - 1:00 PM

Learn through demonstration, discussion, and hands on, how to create art works out of fine metals. From jewelry to small sculpture, students will be introduced to metalworking tools and techniques to manipulate copper, brass and silver. Students will learn sawing, filing, cold connections, soldering, surface textures, forming, fabricating, stone setting, and finishing. Other metalworking techniques introduced according to class interest. Please be sure to attend the first class and bring a notebook and writing utensil. **Fee payable with tuition \$30.00.**

Tuition \$336.00

Members \$302.40

GUIDED INDEPENDENT STUDIES IN METALS

Linda Edwards

8 Thursdays beginning January 9
10:00 AM - 1:00 PM

This class is structured for students with metalworking experience to focus on their own interests. Students will select and design their own projects and receive guidance to execute them. Focus will be on enriching design skills and addressing artistic intent. **Fee payable with tuition \$30.00.**

Tuition \$336.00

Members \$302.40



Flush Setting Stones Workshop with Joy Raskin

SOLDERING TIPS & TRICKS WORKSHOP

Joy Raskin

Saturday, January 11
10:00 AM - 4:00 PM

This workshop will cover the basics of how to set up your own soldering space, torch and tank, including safety issues. We will cover soldering basics to advanced, from butt joints to stick soldering, and how to support metal for hard-to-reach joints. Great for those who have been taking jewelry classes but want to understand or improve their soldering. Bring in your problem soldering jobs and we will work on ways to solve them. We will be using acetylene/air torches and oxygen/acetylene Little Torch. There will be a portable oxygen/propane Little Torch setup to try out as well. You can even bring your own setup if you need further help. Extra tips and tricks will be included! **Fee payable with tuition \$15.00.**

Tuition \$230.00

Members \$207.00

COMBINING GOLD & SILVER WORKSHOP

Joy Raskin

Sunday, January 12
10:00 AM - 4:00 PM

Are you ready to work with gold and add accents to your silver? By melting down old gold jewelry, we can create wire and beads to add to silver. We will also explore keum-boo, a way of bonding pure gold to silver. (Adding a little gold to silver jewelry is an effective way to upgrading silver.) We will also solder on gold tubing and gold bezels. Bring in any old gold jewelry you want to use to add to your silver. Experience level - must have basic jewelry making experience. Estimated cost of gold supplies - \$15-150.

Tuition \$230.00

Members \$207.00

ALL ABOUT METALS

Connie Pfeiffer

8 Tuesdays beginning January 14
6:30 PM - 9:30 PM

Learn through demonstration, discussion, and hands on, how to create works of art made of fine metals. From jewelry to small sculpture, students will be introduced to metalworking tools and techniques to manipulate copper, brass and silver. Students will learn sawing, filing, cold connections, soldering, surface textures, forming, fabricating, stone setting, and finishing. Other techniques will be introduced according to class interest. Guidance will be given to encourage creativity and develop design skills. Please be sure to attend the first class and bring a note book and writing utensil. **Fee payable with tuition \$30.00.**

Tuition \$336.00
Members \$302.40

DISCOVER SILVER METAL CLAY WORKSHOP

Nancy Karpel

Sunday, January 19
10:00 AM - 3:30 PM

Silver Metal Clay looks and feels like clay but is actually pure silver in an organic binder. You will learn all the basic information and techniques for forming, surface texturing, firing, and finishing. Flush setting of lab grown gemstones will also be covered, and (optional) inexpensive stones can be purchased in class. Great for beginners, jewelry students, clay artists, bead makers, and others! You will have the opportunity to finish and take home your unique pieces of fine silver jewelry. Come and discover the many design possibilities of this exciting material. Materials fee of \$100.00 is payable to instructor at class and includes silver clay, use of tools, supplies and handouts.

Tuition \$170.00
Members \$153.00

THE MARRIAGE OF METALS JEWELRY WORKSHOP

Joy Raskin

Saturday, February 1
10:00 AM - 4:00 PM

Learn ways to add pattern and color to your metal. We'll do mock inlay which is soldering wire or sheet to heavy sheet metal and rolling it through a rolling mill. Students will learn to solder inlay by filling dents in sheet metal with gold or silver solder to create a dot effect or add another color. Solder twisted wire together and roll it out to get a lovely wood grain pattern. We will use copper, brass, bronze, nickel and silver. If you wanted to add some gold to silver, it will add a lovely touch. We'll do keumboo, an ancient Korean process of fusing pure gold onto silver using a hotplate. 14g and 16g sheet will be used, plus 14g to 20g wire for inlay. Instructor will have a limited supply of assorted sheet metal and wire on hand for students to purchase. \$5 to \$35 for estimated materials per student.

Tuition \$230.00
Members \$207.00



TRY YOUR HAND AT SOMETHING NEW!

FLUSH SETTING STONES JEWELRY WORKSHOP

Joy Raskin

Sunday, February 2
10:00 AM - 4:00 PM

Learn about setting stones flush with the metal for a seamless look. Smaller stones flush-set better than larger stones, so 4mm and smaller are best for flush-setting. We will be working primarily in small faceted round gems, 1.5mm to 4mm. We will also discuss modifications on various flush settings. Basic metalsmithing or jewelry skills are necessary for this workshop. Instructor will provide a limited amount of sterling tubing, half round and flat wire, and small faceted gemstones for setting.

Tuition \$230.00
Members \$207.00

SILVER METAL CLAY II WORKSHOP

Nancy Karpel

Sunday, February 9
10:00 AM - 4:00 PM

In this new one-day workshop students will take designing pendants to the next level and learn techniques for forming and firing silver metal clay over supports for a three-dimensional look. Techniques demonstrated will include doming, stacking and draping. Techniques for forming and attaching pendant bales will be demonstrated and used in the making a three-dimensional pendant. Focus will also be on perfecting dry finishing the metal clay pendants before firing. Flush stone setting can be used. Depending on size and design, students will be able to finish and take home one or two unique silver pendants. Prerequisite: at least one other metal clay class. A materials fee* of approx. \$110 includes sufficient metal clay, tools, supplies and handouts to complete class project, and is payable to the instructor at class. *Materials fee is subject to change with the metals market.

Tuition \$185.00
Members \$166.50

PAINTING

TURN YOUR PAINTING AROUND

Lexa McCrady

6 Mondays beginning January 6
9:30 AM - 12:30 PM

This for-all-levels class is what you might ask for: problem solving! Learn new skills and color combinations, explore realism, narrative, and abstracting away from a subject composition. Choose photos from your cell phone about your life and print them. In class, we start "alla prima" and we fill the canvas expressively at the beginning to capture ideas. Then we consider more slowly, and manipulate areas. With the help of a teacher guide you can learn to make choices that will give you rewarding results in painting, drawing, image-making and collage. **Please note: no class 1/20.**

Tuition \$252.00
Members \$226.80

CONTEMPORARY WATERCOLOR PAINTING

Lexa McCrady

6 Mondays beginning January 6
3:00 PM - 5:30 PM

Fresh, nuanced color, compositional use of white space, and calligraphic mark-making, create inspiring watercolors. A classical form of watercolor is done as a step-by-step process, light to dark, big to small. Big sable (mink) wash brushes, and Japanese natural-hair brushes to draw with, add to the luxury of the experience of watercolor painting. Learn the mechanics in the first two classes as you paint from the still life, and proceed to the expression of spirited paintings of vitality while documenting your travels, your environment, and memorable events. **Please note: no class 1/20.**

Tuition \$210.00
Members \$189.00



Skyscapes In Watercolor Workshop with Lisa Arnold

EXPRESS YOURSELF IN OIL PAINTS

Patricia Meglio

8 Tuesdays beginning January 7
1:00 PM - 3:00 PM

Explore the vibrant colors, textures, and timeless beauty of oil paints. Learn about values, color mixing, texture, edges and how to select a good composition. Instructor will cover the materials used in oil painting, including paint, brushes, surfaces, and medium. Instructor will demonstrate a variety of painting techniques and will provide individual and class instruction and informative handouts for each topic. Bring sharp 8" x 10" or larger photo references or use one provided by instructor (no electronic references).

Tuition \$224.00
Members \$201.60

PAINTING OR DRAWING THE PORTRAIT

Scott Paterson

8 Wednesdays beginning January 8
10:00 AM - 12:00 PM

Become more confident as a portraitist and capture the personality of your subject in your art. Students already confident in a medium other than graphite pencil (e.g. oil, acrylic, pastels, etc.) should feel free to bring them to class. Otherwise, prepare to draw with pencil and bring a 9 x12 sketch pad, a few soft pencils (anything from 6B to 9B), and, preferably, a kneaded eraser.

Tuition \$224.00
Members \$201.60



Contemporary Watercolor Painting with Lexa McCrady

LIGHT & MOOD IN PAINTING

Julia Rogoff

8 Thursdays beginning January 9
9:30 AM - 12:30 PM

Let's take our inspiration from the dramatically evolving world around us to push our painting towards more dynamic expression. Come to the first class with an image you are interested in taking to the next level, whether abstract or guided by real or imagined landscapes. Shoreline images can become crashing rocks a walk at dusk can lead onto a mysterious path, peaceful marsh scenes can become radiant sunsets, a tree on a hill could become a windswept moor. Take a simple image and transform it, allowing distortions, dramatic evolution of palette, more expressive brush strokes, paint application and size of the image to create a bigger, bolder picture. Prior painting experience is strongly recommended. Students will work independently with supportive individual and group critiques if desired, plus occasional discussions about art history.

Tuition \$ 336.00
Members \$302.40

ONLINE PAINTING

PAINT OUTSIDE THE LINES ONLINE WORKSHOP

Shilo Ratner

Saturday, January 11

10:00 AM - 2:00 PM

Discover the freedom and expression of abstract painting in this one-day workshop. Explore the world of non-representational art and learn to translate your emotions and ideas onto canvas. Students will learn: basic abstract painting techniques, such as layering, dripping, and gestural marks; color theory and its application in abstract art; how to use different materials and tools to create unique textures and effects; and the importance of composition and balance in abstract painting.

Tuition \$56.00

Members \$50.40

SHAPE IT UP: GEOMETRIC PAINTING ONLINE WORKSHOP

Shilo Ratner

Saturday, February 1

10:00 AM - 2:00 PM

Are you interested in exploring the world of geometric painting? This one-day workshop is designed to introduce beginners to the fundamentals of geometric art. Learn how to create balanced and visually appealing compositions using simple shapes and lines. Students will learn: basic geometric principles and techniques; color theory and its application in geometric painting; different approaches to geometric painting, including playing with different genres; and tips for developing your own unique style.

Tuition \$56.00

Members \$50.40

ACRYLIC PAINTING

Scott Paterson

8 Fridays beginning January 10

10:00 AM - 12:00 PM

Do you have a bit of background in drawing and/or painting, but want to move beyond your current level? This class will help. We'll cover various approaches to developing compositions, become more aware of tonal values and make color a friend. We'll employ a host of technical tips, as well as allow time for critiques.

Tuition \$224.00

Members \$201.60

TRY YOUR HAND AT PAINTING & DRAWING WORKSHOP: SESSION A

Scott Paterson

Session A: Saturday, January 11

Session B: Saturday, February 22

10:00 AM - 1:30 PM

This workshop is geared towards the absolute adult beginner to come learn the basics of painting and drawing in a supportive, judgment-free session. Spend the morning in the GAC studios and learn about basic techniques, materials and approaches to working creatively in two dimensions. Come discover your creative potential. **Fee payable with tuition \$5.00.**

Tuition \$49.00

Members \$44.10

SKYSCAPES IN WATERCOLOR WORKSHOP

Lisa Arnold

Saturday, February 15

10:00 AM - 1:00 PM

We all look up to the skies for a myriad of reasons; beauty, peace, despair, hope, inspiration, and so much more. In this workshop we will create many skyscapes to show mood, rhythm, beauty and color. Clouds are not flattened fluff; let's show dimension by experiencing it with brush strokes. We can explore painting winter sunsets, stormy skies, and more. Your horizon line is just the beginning when we move on to create powerful and active sky scenes. Demos will be given by the instructor. Students are encouraged to bring in photos from their phones or magazines for inspiration. The instructor will provide references as well.

Tuition \$42.00

Members \$37.80

PHOTOGRAPHY

INTRODUCTION TO DIGITAL PHOTOGRAPHY

Melanie Stengel

8 Wednesdays beginning January 8

1:30 PM - 3:30 PM

Learn about digital camera settings and how to use them to express your creativity. Through demonstrations, assignments, and critiques, students will develop the techniques that allow them to transition from taking photographs to making them. (This is NOT a Photoshop class.) The goal is to get the most from your digital camera and develop your photographic eye. Students need a digital SLR camera (not a point and shoot). Please bring camera and owner's manual to class. This is a cumulative, "hands on" class. Attendance (especially the early classes) is important to obtain the full benefits.

Tuition \$224.00

Members \$201.60

SCULPTURE

STONE SCULPTURE: STUDIO TIME


8 Mondays beginning January 6

9:00 AM - 12:00 PM

Join other experienced stone sculptors to work on your pieces in a collegial, group environment. Open to those who have previously studied stone carving at GAC. **Please note: no class 01/20. Fee payable with tuition \$25.00.**

Tuition \$336.00

Members \$302.40



SPECIAL INTEREST

EXPLORING COLLAGE

Brooke Sheldon

8 Wednesdays beginning January 8
7:00 PM - 9:00 PM

From the French meaning "to glue," collage describes the technique of composing artwork by gluing a range of materials — paper, fabric, newspaper clippings, ready-made objects — to a surface. We will use a multimedia approach, incorporating a variety of materials to create expressive art. Students will explore and develop their own visual language.

Tuition \$224.00
Members \$201.60

WELL-BEING SERIES: RESILIENCE

Janice Baker

3 Wednesdays beginning January 8
10:00 AM - 1:00 PM

Enjoy a series of seasonal, nature-inspired art gatherings for fun creative connection, self-expression and wellbeing. Activities are designed to be accessible and invite your ideas to flourish as you support a practice of creative expression to nourish yourself. Explore the wisdom of the winter season through collage, watercolor, marker, clay, printmaking and natural materials. **Fee payable with tuition \$40.00.**

Tuition \$126.00
Members \$113.40

FRIDAY NIGHT: RELAX & CREATE

Carole Firth

8 Fridays beginning January 10
6:30 PM - 9:00 PM

Evening sessions designed to de-stress and tune into your inner creativity. Emphasis will be on exploration and relaxing into the art process through guided art projects. Experiment with a variety of materials and techniques that you might have always wanted to try: acrylic and watercolor painting, mixed media collage with mulberry papers and botanicals, ink brush painting, and chalk pastels. Learn about color mixing, creating texture, layering and blending techniques. Bring your ideas, imagination and openness to find and hear your "artist's inner voice." **Fee payable with tuition \$25.00.**

Tuition \$280.00
Members \$252.00

HONORING OUR STORIES: MINI COLLAGE BOOK WORKSHOP

Janice Baker

Saturday, February 1
10:00 AM - 4:00 PM

Construct a small accordion book or bound booklet to honor a memory, journey or collection of images. Integrate painting, printmaking, collage, stitching and story. Instructor will provide all materials needed. You are invited to bring small paper scraps, photos, mementos or poetry to personalize your book. Previous writing or drawing experience is not necessary. Please bring a lunch or snacks. **Fee payable with tuition \$25.00**

Tuition \$84.00
Members \$75.60

EXPERIMENTAL COLLAGE WORKSHOP

Anne Benkovitz

Saturday, February 8
12:00 PM - 4:00 PM

Let your mind and hands wander freely and you might surprise yourself with what you create! Students will construct paper or mixed-media collage artworks by creating, cutting, and reassembling various colored and textured papers, photos, text, images, and printed ephemera. Collages can be further embellished with paint, markers, crayons, pencils, stamps, thread, fabric, lace, and 3D objects. Teacher will provide an exploration guide suggesting collage prompts, styles, techniques, and media approaches to inspire students' work in class and beyond. All collage materials and tools will be provided, but students may bring photos, clippings, or other meaningful items to incorporate into their work. **Fee payable with tuition \$20.00.**

Tuition \$56.00
Members \$50.40

WEAVING

FLOOR LOOM WEAVING: SESSION A

Linda Edwards

8 Wednesdays beginning January 8
10:00 AM - 1:00 PM

Beginners will learn the fundamentals of weaving by designing a warp, dressing a loom and weaving a sampler of plain and patterned weaves. A second project of the student's choice and tailored to their skill will complete the term. Intermediate and advanced students receive individualized instruction and are encouraged to explore the diversity of the craft on four or eight harness looms. Beginners sampler fee of \$12.00 payable in class. Bench time available.

Tuition \$336.00
Members \$302.40


FLOOR LOOM WEAVING: SESSION B

Eva Polizzi

8 Thursdays beginning January 9
9:30 AM - 12:30 PM

Beginning students will learn to measure a warp, dress a four or eight-harness loom and draft basic patterns for weaving cloth. After completing a short sampler, they will plan, design and weave a project of their own choice with assistance. More advanced students encouraged to either deepen their handweaving skills or try new methods as they complete their projects. Individualized help is offered as needed. Bench time available. Please note that apart from a Beginner's Sampler, students are responsible for their own materials.

Tuition \$336.00
Members \$302.40



Exploring Collage with Brooke Sheldon

HOLIDAY EXPO

NOVEMBER 1 - JANUARY 5

JEWELRY / CERAMICS
GLASS / ACCESSORIES
CARDS / HOME DÉCOR
BAGS / CANDLES
SKIN CARE & MUCH MORE

THE SHOP AT GUILFORD ART CENTER


Need a gift or something
beautiful for yourself?

Visit The Shop at Guilford Art
Center for handcrafted works
created by American artists, many
who are local.

All GAC members receive 10%
OFF all purchases. Join or renew
at [guilfordartcenter.org/support/
become-a-member](http://guilfordartcenter.org/support/become-a-member).

**OPEN 7 DAYS A WEEK
DURING HOLIDAY EXPO**

Monday – Saturday 10am-5pm,
Sunday 12-5pm



IN THE GALLERY

THROUGH JANUARY 5
Holiday Expo

JANUARY 31-MARCH 2
GAC Faculty Exhibition

MARCH 14-APRIL 6
Gallery One

YOUTH & TEEN CLASSES

AGES 5+

ELVES AND BELLS CLAY GINGERBREAD HOLIDAY WORKSHOP

Carole Firth

Session A: Saturday, December 7

Session B: Saturday, December 14

Session C: Saturday, December 21

12:00 PM - 1:30 PM

Come celebrate the season at GAC in this fun, holiday children's workshop. During the session, young artists will be able to make clay/mixed media "gingerbread houses." We will decorate our houses with a variety of festive materials such as gingerbread people, elves, stars, glitter, bells, beads, and holly leaves. We will listen to cheerful, seasonal music and sing along as we create! While the children get creative, parents will have a chance to catch up on their gift shopping at GAC's Holiday Expo in our shop and gallery. **Fee payable with tuition \$20.00.**

Tuition \$22.50

Members \$20.25

UNIFIED/SPECIAL NEEDS ART EXPERIENCE

Carole Firth

Session A: 4 Mondays beginning January 6

Session B: 4 Mondays beginning February 10

4:00 PM - 5:30 PM

A unique art experience for special needs artists and their siblings and peers to explore creativity in an open and supportive environment. Emphasis on using a variety of mixed media art materials to create individual artwork with helpful guidance. Children will paint, collage, create sculptures, build with clay and more! Children will be able to go at their own pace and choose the materials that interest them. Instructor Carole Firth is an artist and special educator. No class 1/20. (Please bring a snack and drink for your child for a short break time.) **Fee payable with tuition \$20.00.**

Tuition \$90.00

Members \$81.00

WINTER CELEBRATION OF CRAFTS

Deborah Gillette-Youngblood

8 Tuesdays beginning January 7

4:00 PM - 5:30 PM

Create fun crafts that celebrate the winter season, and the holidays, such as the Chinese New Year, with moving dragons and Valentines day with 3D cards. We will make snow covered trees, snowflakes, snowmen, snow globes and more!

Tuition \$180.00

Members \$162.00

WINTER FAIRY WONDERLAND: ANIMALS, FAIRIES & NATURE ART

Carole Firth

8 Wednesdays beginning January 8

4:00 PM - 6:00 PM

Come explore the magical realm as we create art with all things fairy! Children will have a chance to use many objects collected from nature in their projects: stones, sticks, leaves, wood, sand, sea glass, moss. We will create imaginative work in 3-dimensional sculptural form, painting, drawing, collage, printing and clay. Some projects will include enchanted clay luminaries, winter fairy houses, fairy/animal masks, hanging fabric banners, "stuffie" felt creatures and more! **Fee payable with tuition \$25.00.**

Tuition \$240.00

Members \$216.00

SNOWFLAKES & STARS: MIXED MEDIA MAGIC

Carole Firth

8 Thursdays beginning January 9

4:00 PM - 6:00 PM

Children will have fun as they explore different art techniques to create beautiful winter art using a variety of materials: paint pens, plexiglass, wood, string, beads, clay, canvas, fabric, paper mache, collage, acrylic, and watercolor. Some projects will include: 3-dimensional winter sculptures, lovely frosted stained-glass windows, painted snowflake mandala art and snowglobes and magic lanterns. **Fee payable with tuition \$30.00.**

Tuition \$240.00

Members \$216.00

AGES 7+

ART EXTRAVAGANZA

Amy Peters

Session A: 4 Tuesdays beginning January 7

Session B: 4 Tuesdays beginning February 4

4:00 PM - 5:30 PM

Come explore a bonanza of art supplies while learning about artists throughout the history of art. Each week we'll focus on a different artist and art supply. We'll play with clay, fabric, yarn, watercolors, temperas, collage, found objects and more! **Fee payable with tuition \$5.00.**

Tuition \$90.00

Members \$81.00

AGES 8+

KIDS POTTERY BY WHEEL & HAND

Alice Chittenden

8 Mondays beginning January 6

4:00 PM - 6:00 PM

Students will work on the potter's wheel and learn hand building methods as well. Beginners will learn the basics of pottery while returning students will get a chance to improve skills on new projects. Students will make some pieces which they can eat or drink out of and be given some time to explore their own ideas. Several finishing and glazing techniques will be taught. **Note: no class 1/20. Fee payable with tuition \$20.00.**

Tuition \$240.00

Members \$216.00

POTTERY/CLAY SCULPTURE

Carole Firth

8 Tuesdays beginning January 7

4:00 PM - 6:00 PM

Explore the fun of making your own kiln fired pottery projects. Learn different clay techniques including pinch, roll and slab, as well as exploring a variety of clay tools. They will be able to create basic hand-built containers, as well as create their own unique, imaginative sculptures. During the weeks the students will be able to use and learn about the different pottery glazes in the studio. **Fee payable with tuition \$20.00.**

Tuition \$240.00

Members \$216.00

AGES 10+

CLAY FOR TWEENS & TEENS

Alice Chittenden

8 Wednesdays beginning January 8
4:00 PM - 6:00 PM

In this tween and teen clay art class students will learn the hand building methods of pinch, coil and slab. These versatile methods can be used singly or in combination. Students will also utilize decorative surface techniques such as carving, stamping and adding clay embellishments. Using the potter's wheel will also be taught. Glazing will enable students to add color and a smooth surface to their work. There will be class projects as well as time for students to pursue their own ideas. **Fee payable with tuition \$30.00.**

Tuition \$240.00

Members \$216.00

TEENS

TEEN BLACKSMITHING

Greg AmEnde

Session A: 4 Tuesdays beginning January 7
Session B: 4 Tuesdays beginning February 4
Session C: 4 Tuesdays beginning March 4
3:30 PM - 5:30 PM

Open to teens 13+. This class will teach teen students basic forging techniques. Students will learn how to build and maintain a coal fire, and use the new skills to make several small projects such as hooks, fire pokers, and hand forged jewelry. Students will need safety glasses, leather work gloves, (welding gauntlets not needed) and should wear jeans, a non-flammable cotton shirt and/or jacket, and closed-toed boots or leather shoes. Our forge is an outdoor building that is only semi-enclosed; please dress accordingly. **Fee payable with tuition \$10.00.**

Tuition \$200.00

Members \$180.00

PARENT & CHILD TOGETHER

CAREGIVER/CHILD TOGETHER: VALENTINE'S DAY LOVE BOX WORKSHOP

Carole Firth

Saturday, February 8
1:00 PM - 3:00 PM

Open to ages 5+. Share a fun afternoon with your special little one/ones, creating a beautiful little Valentine's Love Box. Embellish your boxes with paint, lovebirds, flower petals, heart foil, ribbon, mulberry botanical papers, pearl beads and more! Line your box with red and pink velvet felt. Create a gift for your Valentine or as a place to keep your most loved treasures. **Please note: tuition and material fee are per person. Fee payable with tuition \$30.00.**

Tuition \$30.00

Members \$27.00



FEBRUARY VACATION

FEBRUARY VACATION: CLAY EXPLORATIONS

Carole Firth

Monday February 17
9:00 AM - 12:00 PM

Open to ages 7+. Let's sculpt clay animals in their habitat, birds in nests, decorative bowls and more. Using air drying clay you'll learn slab, pinch pot and coiling techniques to create unique clay treasures. You'll decorate your clay with beads, gems, shells and googly eyes. **Fee payable with tuition \$20.00.**

Tuition \$45.00

Members \$40.50

FEBRUARY VACATION: STILL LIFE WATERCOLOR PAINTING

Carole Firth

Tuesday, February 18
9:00 AM - 12:00 PM

Open to ages 7+. Learn still life painting techniques using colorful watercolor pencils on canvas. Perspective and realistic drawing, overlapping objects and color combinations will be taught. **Fee payable with tuition \$15.00.**

Tuition \$45.00

Members \$40.50

FREE DROP-IN WORKSHOP

Renee Soares

Wednesday, January 22
1:15-3:15 PM

ON EARLY DISMISSAL WEDNESDAY FOR MIDDLE SCHOOL STUDENTS

Middle School students are welcome to drop in between 1:15-3:15 PM to work on art projects for the afternoon. Students can also do independent exploration with materials on hand. Take an afternoon to enjoy being creative with your peers. No need to register. **FREE**

REGISTER ONLINE

GUILFORDARTCENTER.ORG

FINANCIAL AID

Deadline: December 30

Financial aid is available for adults and children based on need and interest. Forms are available on our website (see Financial Aid, under SCHOOL tab) and should be emailed to info@guilfordartcenter.org or mailed to GAC, PO Box 589, Guilford, CT 06437.

CANCELLATION, REFUND, AND PRIVACY POLICIES

If a program is oversubscribed when a student's payment is received, the student will be notified and the full amount will be refunded or may be applied toward another course. If a class or workshop is canceled due to insufficient enrollment, students will be notified and full tuition will be refunded or may be applied toward another course. Students who withdraw from a class or workshop up to two weeks before the first class are eligible for a full refund. Up to one week before the first class, students who withdraw are eligible for a credit, less a \$25 registration fee. After that, consideration can only be given with a written medical excuse, or in the case of other extraordinary circumstances. Credits may only be for classes going forward from the date excuse is received by Guilford Art Center.

Students missing a regularly scheduled class will not receive a refund or a makeup class.

Classes not held due to bad weather or instructor's absence will be rescheduled, usually at the end of the semester. Call 203.453.5947 for weather cancellations, which will be announced on the main message line and on the website.

GUILFORD ART CENTER reserves the right to change its calendar, withdraw or modify course of instruction or substitute instructors at anytime.

GUILFORD ART CENTER is committed to your privacy. We will always make sure that any personal information you provide is kept confidential. It will not be sold or shared. Your email address may be used to keep you informed of current and upcoming GAC programs and events.

GAC is an accessible campus.

JOIN US THIS WINTER



REGISTER ONLINE

Go to guilfordartcenter.org for a list of classes and to register.

HAVE QUESTIONS?

Contact us at 203-453-5947 or info@guilfordartcenter.org, Monday-Friday, 10AM-4PM.

IMPORTANT REGISTRATION INFORMATION

In efforts to make online registration more accessible to all of our students, we are moving the daily registration start time to 8:00 PM. This helps accommodate those students who are unable to register during the day due to work commitments, etc.

Online Registration Schedule for Winter 2025 Semester

Sunday, November 10, 8pm: CERAMICS

Monday, November 11, 8pm: METALS

Wednesday, November 13, 8pm: WEAVING

Thursday, November 14, 8pm: ALL CLASSES & WORKSHOPS

All registrations should be done online.

TIPS FOR A SUCCESSFUL REGISTRATION PROCESS

- Registration must be done online. Calling the office will not give students an advantage or guarantee on timing or class priority. GAC staff will be available via phone Monday - Friday 10am -4pm to answer questions and troubleshoot.
- Make sure you are using an updated browser; most often people have issues connecting to online registration because their browser is not supported or updated.
- Renew your Membership in advance of the registration time. This will simplify your registration and speed up the process.

BECOME A MEMBER TODAY!

Your Membership helps the Center to support and develop high quality and innovative classes, workshops, exhibitions and special events.

Choose a Membership level that works for you — individual or family.

Membership benefits include:

- 10% discount on all classes and workshops*
- 10% discount on all Shop purchases
- 10% discount on select Gallery purchases
- Invitations to all special events and openings
- Free admission to all 3 days of Craft Expo on the Guilford Green

JOIN NOW!

[Click here](#)



SCHOOL

Did you know our SUMMER SEMESTER features more than 75 classes & workshops in a variety of mediums for all ages?

REGISTER NOW!

guilfordartcenter.org

GALLERY

THE GALLERY presents exhibits of contemporary American art and craft and serves as a venue for a number of community arts organizations.

**OPEN YEAR ROUND
7 DAYS A WEEK
FREE TO THE PUBLIC**

SHOP

Every purchase in THE SHOP supports independent working artists and GAC's community and educational programming.

**OPEN 7 DAYS
A WEEK**

THANK YOU TO OUR BUSINESS SPONSORS

PARTNERS

Martha & Terry Maguire
Prospector Partners
Yale New Haven Health

SPONSOR

Clarity Software Solutions

SUPPORTERS

Eder Brothers
Guilford Radiology
MAI Capital Management

FOUNDATIONS

CT Office of the Arts
Community Foundation
for Greater New Haven
Guilford Foundation

FRIENDS

Bailey Scarano
CK Architects
East River Energy
Ladd Capital Management
Monte Financial Group
Page Hardware & Appliance
Palumbo's Automotive

REGISTER ONLINE: GUILFORDARTCENTER.ORG

16

ADULT CLASSES