




SPRING 2025

Art Accessible for All

CLASSES & WORKSHOPS

Blacksmithing	2
Ceramics	3
Drawing	5
Fiber	5
Glass	6
Kids Ages 5+	12
Kids Ages 6+	13
Kids Ages 8+	13
Metals	6
Painting	8
Photography	9
Special Interest	10
Teens	13
Weaving	11

Cover art by instructors, clockwise, Brooke Sheldon (Special Interest), Scott Paterson (Drawing), Marcy LaBella (Painting), Jean Rill-Alberto (Special Interest), and Laura Berkowitz Gilbert (Fiber).



BECOME A MEMBER

Support GAC, Save 10% on Classes & Workshops And More!

HAVE QUESTIONS?

Contact us Mon-Fri 10AM-4PM
203-453-5947, info@guilfordartcenter.org

FINANCIAL AID

Tuition assistance is available for adult and youth students. See page 15 for details.

ADULT SPRING CLASSES

Classes are open to all levels unless otherwise noted; adult classes open to ages 13+. Make sure to view full class descriptions on www.guilfordartcenter.org; there may be required supplies for a class not listed in this catalog.

BLACKSMITHING

INTRODUCTION TO BLACKSMITHING WORKSHOP

Mace Vitale

Session A: 4 Wednesdays beginning April 2
6:00 PM – 9:00 PM

Mace Vitale

Session B: 4 Wednesdays beginning April 30
6:00 PM – 9:00 PM

Mace Vitale

Session C: Saturday – Sunday, May 17-18
10:00AM to 4:00PM

Come learn the basics of forging steel. Geared towards the absolute beginner, this workshop is designed to be educational and enjoyable for everyone. Learn techniques to build confidence in the forge under the guidance of experienced instructors. Students will shape and forge hot steel using a hammer and an anvil to complete a variety of projects. **Fee payable with tuition \$45.00.**

Tuition: \$300.00

Members: \$270.00

Whether you're a seasoned blacksmith or blade smith, or new to the craft, all classes and workshops are open to you for registration. Classes that require experience will be noted in the description.

Students will need safety glasses, dust mask or respirator, leather work (fire-place) gloves, and should wear jeans, a non-flammable cotton shirt and/or jacket, and closed-toed boots or leather shoes. Our forge is an outdoor building that is only semi-enclosed; please dress accordingly. For full-day workshops, please bring a lunch to be on the safe side, as there may or may not be time to get food during a lunch break.

FORGING A MARLINSPIKE WORKSHOP

Aidan Garrity

Saturday, April 4
10:00AM to 5:00PM

The marlinspike stands the test of time as a trusted mariner's ropework instrument. This one-day workshop focuses on the techniques used to forge your own tapered tool from iron. **Fee payable with tuition \$45.00.**

Tuition: \$175.00

Members: \$157.50

FORGING SKULLS & FACES WORKSHOP

Mace Vitale

Saturday – Sunday, April 5-6
10:00 AM to 4:00 PM

Students will make punches and chisels and then create iron skulls and faces with their newly formed tools. **Fee payable with tuition \$45.00.**

Tuition: \$300.00

Members: \$270.00

MAKING A TOMAHAWK WORKSHOP

Aidan Garrity

Saturday - Sunday, April 12 - 13
10:00 AM to 5:00 PM

Students will forge a tomahawk using the slit and drift method. The instructor will also demonstrate the wrap and weld method and explain the variations. Blacksmithing topics covered will include forming the shape of the head, drifting the eye, fitting a handle, grinding and polishing the bit, heat treating, and sharpening. **Fee payable with tuition \$30.00.**

Tuition: \$350.00

Members: \$315.00



We also offer blacksmithing for teens. Check out workshops on page 14.

THE WAR HAMMER WORKSHOP

Mace Vitale

Saturday – Sunday, April 26-27
10:00AM to 5:00PM

Students will hot punch holes in 1 1/4" round bar, split the face of the hammer and then forge a metal spike off the back end. Heat treat and hickory handles, then some war hammer testing on a steel drum! **Fee payable with tuition \$60.00.**

Tuition: \$350.00

Members: \$315.00

INTRO TO THE HAND FORGED BLADE WORKSHOP

Mace Vitale

Session A: Saturday – Sunday, May 3-4
10:00AM to 5:00PM

Aidan Garrity

Session B: Saturday – Sunday, June 28-29
10:00AM to 5:00PM

Learn the basics of forging, grinding, heat treating, and sharpening of a small utility knife. Discuss fit and finish, overall knife design, how to sharpen and care for knives, and how to begin making knives on your own. Students should expect to forge several blades over the weekend, and get at least one to the point of a usable knife. **Fee payable with tuition \$45.00.**

Tuition: \$350.00

Members: \$315.00



*Forging Skulls & Faces Workshop
with Mace Vitale*

FORGING ROSES WORKSHOP

Greg AmEnde
Saturday, May 10
10:00AM to 4:00PM

Forge iron roses for someone special or to incorporate into your own projects. Roses are iconic forms in forged iron wares and architectural metalwork, as well as standalone sculptures. Individual interpretations are encouraged. Sheet metal forming, riveting, symmetrical bending, and slitting are just some of the techniques we will use in class. **Fee payable with tuition \$45.00.**

Tuition: \$150.00
Members: \$135.00

FIREPLACE TOOLS WORKSHOP

Greg AmEnde
Saturday - Sunday, May 24-25
10:00AM to 4:00PM

This class will cover the making of a set of fire place tools (poker, brush, ash shovel). Students will learn the basics of blacksmithing, including tapering (drawing out), forge welding, bending, riveting and setting down. **Fee payable with tuition \$50.00.**

Tuition: \$300.00
Members: \$270.00



*Intro To The Hand Forged Blade Workshop
with Aidan Garrity*

ABANA CERTIFICATION LEVEL 2: PART 1

Greg AmEnde
Saturday - Sunday, June 14-15
10:00AM to 5:00PM

If you are interested in improving your forging skills in a more formal way, the Artist-Blacksmith's Association of North America (ABANA) has developed a 3-level certification curriculum. This curriculum was created to develop the fundamental skills and techniques in blacksmithing using a series of projects which culminate to a final project at each level showcasing the student's acquired skillsets. The Level One certification covers the most fundamental skills based on 16 separate elements. This class will focus on the beginning skills of the Level One projects, allowing the students to continue the curriculum on their own time and speed. Further information regarding the ABANA curriculum and list of projects is available on their website. Basic skills covered are safety, tool nomenclature and proper use, hammer control, tapers, forging to specific shapes and sizes, introduction to toolmaking and heat treatment. Greg AmEnde is a Level One certified instructor for. The Artist-Blacksmith's Association of North America. **Fee payable with tuition \$45.00.**

Tuition: \$350.00
Members: \$315.00

CERAMICS

FROM FORM TO FUNCTION

Deborah Staub Luft
10 Mondays beginning March 24
7:00PM to 10:00PM

Learn wheel throwing, designing and glazing techniques with an eye to function. This class is for students of all experience levels and centers on structured, hands-on instruction for new students. More experienced students can develop their skills to make larger and more complex forms through teacher demonstrations and individualized instruction. **Please note: no class 5/26. Fee payable with tuition \$30.00.**

Tuition: \$450.00
Members: \$405.00

CREATING WITH CLAY

Alice Chittenden
10 Mondays beginning March 24
9:30PM to 12:30PM

This course is designed to help students increase their pottery skills whether they are beginning, intermediate or advanced students. Both wheel and hand building techniques are taught. Students May work in both or focus on one. Surface treatments including colored clay slips, underglazes and glazes will be covered. Instruction is delivered through both teacher demonstrations and individual help to students. Critiques provided to students upon request. **Please note: no class 05/26. Fee payable with tuition \$30.00.**

Tuition: \$450.00
Members: \$405.00

Tuition includes bench time for students enrolled in classes; it does not include workshops. Clay must be purchased in class; tool kits also available. Please bring cash or check. Lab and clay fees cover costs of firings and glaze materials.

GAC POTTERY CLASSES, unless otherwise noted, are designed for students of all levels. Instructors work to meet the learning needs of all students. All classes offer the chance to throw on the wheel as well as build by hand.

CERAMICS CONTINUED

EXPRESSION IN CLAY

David Frank

10 Tuesdays beginning March 25
12:30PM to 3:30PM

Find your seat within this group of beginner to advanced potters. Set individual goals while exploring a dynamic range of skills including wheel throwing and hand-building, as well as skills for finishing your work including carving, slips, and diverse glaze techniques. Students will engage in both round table group critiques, as well as plenty of one-on-one attention. **Fee payable with tuition \$30.00.**

Tuition: \$450.00

Members: \$405.00

EXPLORATIONS IN CLAY

Claudia Schiavone

10 Tuesdays beginning March 25
6:30PM to 9:30PM

In addition to developing the fundamentals of wheel-throwing and hand building, this course will explore various alternative firing techniques including pit-firing, raku, smoke firings and more. We will also experiment with unconventional surface treatments. The course is open to students of all levels. The only requirement is the desire to grow your skills and challenge your ceramic creativity. **Fee payable with tuition \$30.00.**

Tuition: \$450.00

Members: \$405.00

CERAMIC SCULPTURE

Lisa Wolkow

10 Wednesdays beginning March 26
9:30AM to 12:30PM

For experienced students who would like to work sculpturally in clay, taking full advantage of everything that a ceramics studio can offer. Students will be introduced to ways of experimenting, working and thinking as sculptors, as well as techniques for constructing forms, building surfaces and firing. Students with a background in wheel work may want to explore hand building skills in conjunction with thrown forms. **Fee payable with tuition \$30.00.**

Tuition: \$450.00

Members: \$405.00

ALL ABOUT POTTERY

Louise Harter

10 Thursdays beginning March 27
7:00PM to 10:00PM

In this class we will focus on mastering the skills to make ceramic dishes for food. We will cover clay preparation, forming pots on the wheel, trimming, pulling handles, and glazing. Students with prior experience will have the opportunity to further their skills through individual coaching and critique. However, no prior experience is required – if you have always wanted to try pottery, this class is for you. Part of every class will be dedicated to demonstrations and examining well-crafted pots. **Fee payable with tuition \$30.00.**

Tuition: \$450.00

Members: \$405.00

MAKING POTTERY - "PAS DE DEUX"

Anita Griffith, Robert Parrott

10 Fridays beginning March 28
9:00AM to 12:00PM

Veteran instructors Anita Griffith and Robert Parrott team-up to combine the best of their approaches to teaching pottery. Alternating weeks of instruction, Anita and Bob will offer a comprehensive survey of hand building and wheel throwing, with an emphasis on form, function, and development of personal style and expression. Learn about ceramic shapes and uses, from cups, bowls and plates to vases, bottles and teapots. Beginners are welcome and will learn all the basics of forming and glazing. Intermediate and advanced students will be challenged to work toward more refined products and to design independent projects with guidance and demonstrations. **Fee payable with tuition \$30.00.**

Tuition: \$450.00

Members: \$405.00

POTTERY: THE WHEEL & MORE

Justin Gerace

10 Fridays beginning March 28
2:00PM to 5:00PM

Want to make ceramics on the potters' wheel? This class is for you. Come learn all the techniques and steps to make successful pottery on the wheel, including wedging, shaping, trimming, decorating and glazing. **Fee payable with tuition \$30.00.**

Tuition: \$450.00

Members: \$405.00

FRIDAY NIGHT POTTERY WORKSHOP

Claudia Schiavone

Session A: Friday, March 28

Session B: Friday, May 2

6:30PM to 9:30PM

Come and join the fun as we play with clay! In this relaxing one-night workshop, we will hand build and glaze a unique piece. Students are encouraged to come with an idea of the project, like a bowl, vase, platter, or garden art. The possibilities are endless! Enjoy a creative night out with friends, make it a date night, or make new friends! Finished pieces will be available for pick up 2 to 3 weeks later. **Fee payable with tuition \$15.00.**

Tuition: \$55.00

Members: \$49.50



Pottery: The Wheel & More with Justin Gerace

DRAWING

DRAWING FOR ALL

Scott Paterson

10 Mondays beginning March 24
10:00AM to 12:00PM

Students will draw with graphite pencil, learning about line, dark and light values, composition and more. We will turn the ordinary into the sublime, working from a still life (and other things) of each student's own design. Please bring a few soft pencils (6B to 9B) and a 9 x12 sketch pad to the first class. Please note: no class 05/26.

Tuition: \$280.00

Members: \$252.00

DRAWING PORTRAITS OF PEOPLE AND PETS

Patricia Meglio

10 Tuesdays beginning March 25
10:00AM to 12:00PM

Learn the guidelines for creating a successfully executed human and pet portrait. The curriculum will cover portrait proportions, measurements, and shading, as well as creating natural looking hair using a variety of pencils and shading techniques. You will also learn how to draw a pet portrait, including how to render the expression in the eyes and the softness of the fur or feathers. Instructor will provide photos and handouts. Student provided photos need instructor approval. Beginners and intermediates welcome. Open to teens and adults. Demonstrations, one-on-one attention and class critiques. A materials list will be provided prior to class.

Tuition: \$280.00

Members: \$252.00

PAINTING OR DRAWING THE PORTRAIT

Scott Paterson

10 Wednesdays beginning March 26
10:00AM to 12:00PM

Become more confident as a portraitist and capture the personality of your subject in your art. Students already confident in a medium other than graphite pencil (e.g. oil, acrylic, pastels, etc.) should feel free to bring them to class. Otherwise, prepare to draw with pencil and bring a 9 x12 sketch pad, a few soft pencils (anything from 6B to 9B), and, preferably, a kneaded eraser.

Tuition: \$280.00

Members: \$252.00

DRAWING IN PEN & INK

Lisa Arnold

6 Thursdays beginning March 27
10:00AM to 12:00PM

It's all about the beauty of line when you work in pen and ink. Lines create volume, depth, and shading. Your pen will lend itself to delicate line work when you use Speedball pens, nibs, and Higgins Inks. Cross hatching, hatching, and scumbling are techniques that will be demonstrated by the instructor. It's a great way to work for landscapes, trees, florals and more.

Tuition: \$168.00

Members: \$151.20

PAINTING WITH PASTELS WORKSHOP

Lisa Arnold

Saturday, April 19
10:00AM to 1:00PM

What better time to work in pastels than in the spring? It's an organic and colorful time to work in a gentle style. Working in pastels can almost feel like "soft painting," and blending colors smoothly and quickly gives you a chance to really develop a great sense of mood. There is a sense of rhythm and motion when working in this medium; color can move about smoothly and the blending process is very forgiving. Demos will be given by the instructor.

Tuition: \$42.00

Members: \$37.80

TRY YOUR HAND AT PAINTING & DRAWING WORKSHOP

Scott Paterson

Session A: Saturday, April 12
Session B: Saturday, May 10
10:00AM to 1:30PM

This workshop is geared towards the absolute adult beginner to come learn the basics of painting and drawing in a supportive, judgement-free session. Spend the morning in the GAC studios and learn about basic techniques, materials and approaches to working creatively in two dimensions. Come discover your creative potential. **Fee payable with tuition \$ 5.00.**

Tuition: \$49.00

Members: \$44.10



Visible Mending with Laura Berkowitz Gilbert

FIBER

VISIBLE MENDING

Laura Berkowitz Gilbert

Saturday, April 5
10:00AM to 1:00PM

Learn the art of visible mending in this hands-on workshop where you'll transform worn or damaged clothing into bespoke wardrobe staples. Using patches, colorful threads, and simple hand stitching techniques, discover how to repair holes and worn areas while adding unique design elements. Instead of concealing repairs, we'll celebrate them by turning imperfections into artful accents that express your creativity. Whether you're a beginner or an experienced stitcher, this class empowers you to embrace sustainability and style by giving your garments a second life. **Fee payable with tuition \$30.00.**

Tuition: \$42.00

Members: \$37.80

CRAFTING HAND EMBROIDERED GREETING CARDS

Jean Rill-Alberto

Saturday, April 26
10:00AM to 1:00PM

Create a hand embroidered greeting card using metallic watercolors or colored pencils, templates, threads and decorative papers to complete your stitched collage. It will make a beautiful handmade gift for someone special; it could also be framed as an art piece. **Fee payable with tuition \$16.00.**

Tuition: \$75.00

Members: \$67.50

GLASS

STAINED GLASS

Eileen O'Donnell

10 Thursdays beginning March 27
5:30PM to 7:30PM

Stained glass is an art form that has changed little since medieval times. Learn to cut and fashion different glasses into exquisite panels of brilliant color. Copper foil technique will be taught. Students can start with a simple design and graduate to more involved projects. Students will cut glass, foil and assemble pieces into windows, sun catchers, boxes, etc. Beginners as well as more experienced students are welcome. Come and experience the divine power of stained glass. Fee payable with tuition \$25.00.

Tuition: \$280.00
Members: \$252.00

STAINED GLASS PANEL LAMP

Eileen O'Donnell

7 Thursdays beginning March 27
7:30PM to 9:30PM

Learn how to make and assemble a panel lamp. Patterns and jigs will be supplied. This class is for students that have taken the stained-glass class and have some experience cutting and assembling stained glass. This is the first step to creating your own version of a colorful Tiffany lamp. Fee payable with tuition \$30.00.

Tuition: \$196.00
Members: \$176.40

SPARKLING GLASS MOSAIC

Janice Baker

Sunday, March 30
10:00AM to 2:30PM

Choose from this instructor's collection of glass pieces, ephemera and faceted beads to create a square mosaic window. Wood frames are 5" x 5". All materials are provided; students are invited to bring additional beads or jewelry to personalize your piece. Ephemera is permanently adhered to glass to create the window. Please bring a snack or lunch. Fee payable with tuition \$40.00.

Tuition: \$63.00
Members: \$56.70

LAMPWORKED GLASS BEADS WORKSHOP

Stephanie Maddalena

Saturday - Sunday, April 12-13
10:00 AM - 4:00 PM

Students will learn to use a torch to melt glass rods, creating personalized colorful glass beads. Many glass decorating techniques will be demonstrated, including enamels, metal foils, flowers and more. Fee payable with tuition \$25.00.

Tuition: \$325.00
Members: \$292.50

METALS


METALS & JEWELRY

Linda Edwards

10 Tuesdays beginning March 25
9:30AM to 12:30PM

Learn how to create art works out of fine metals. From jewelry to small sculpture, students will be introduced to metalworking tools and techniques to manipulate copper, brass and silver. Students will learn sawing, filing, cold connections, soldering, surface textures, forming, fabricating, stone setting, and finishing. Other metalworking techniques will be introduced according to class interest. Guidance will be given to encourage creativity and develop design skills. Please be sure to attend the first class and bring a notebook and writing utensil. Fee payable with tuition \$30.00.

Tuition: \$420.00
Members: \$378.00



Stained Glass with Eileen O'Donnell

ALL ABOUT METALS

Connie Pfeiffer

10 Tuesdays beginning March 25
6:30PM to 9:30PM

Learn through demonstration, discussion, and hands on, how to create works of art made of fine metals. From jewelry to small sculpture, students will be introduced to metalworking tools and techniques to manipulate copper, brass and silver. Students will learn sawing, filing, cold connections, soldering, surface textures, forming, fabricating, stone setting, and finishing. Other techniques will be introduced according to class interest. Guidance will be given to encourage creativity and develop design skills. Please be sure to attend the first class and bring a note book and writing utensil. Fee payable with tuition \$30.00.

Tuition: \$420.00
Members: \$378.00

GUIDED INDEPENDENT STUDIES IN METALS

Linda Edwards

10 Thursdays beginning March 27
9:30PM to 12:30PM

This class is structured for students with metalworking experience to focus on their own interests. Students will select and design their own projects and receive guidance to execute them. Focus will be on enriching design skills and addressing artistic intent. Fee payable with tuition \$30.00.

Tuition: \$420.00
Members: \$378.00



Guided Independent Studies In Metals with Linda Edwards

.....

METALS CONTINUED

DISCOVER SILVER METAL CLAY WORKSHOP

Nancy Karpel
Sunday, March 30
10:00AM to 3:30PM

Silver Metal Clay looks and feels like clay but is actually pure silver in an organic binder. Students will learn basic information and techniques for forming, surface texturing, firing, and finishing. Flush setting of lab grown gemstones will also be covered, and (optional) inexpensive stones can be purchased in class. Great for beginners, jewelry students, clay artists, bead makers, and others. Students will have the opportunity to finish and take home your unique pieces of fine silver jewelry. Come and discover the many design possibilities of this exciting material. **Materials fee of \$100.00 is payable to instructor at class and includes silver clay, use of tools, supplies and handouts.**

Tuition: \$170.00
Members: \$153.00

STONESETTING WITH SILVER METAL CLAY

Nancy Karpel
Saturday, April 5
10:00AM to 4:00PM

Take your designs to the next level! Add color and brilliance to your pieces by learning to set natural and lab-grown stones in silver metal clay. Learn which stones can be fired in the kiln, and how to flush-set stones to fire in the kiln. Explore the special considerations for bezel setting stones in metal clay using templates and pre-formed settings. Materials fee includes sufficient silver metal clay, supplies and handouts to complete class projects. Inexpensive faceted and cabochon stones, pre-formed settings and additional silver clay will be available for purchase at the workshop. Prerequisite: at least one other silver metal clay class or workshop. Basic metal clay working tools, including portable work-surface, are required and will not be provided. A small tool kit May be rented in class for \$3.00. Materials fee* of approx. \$125 is payable at class. *Materials fee is subject to change with the metals market.

Tuition: \$185.00
Members: \$166.50

FLOWER METAL EARRINGS WORKSHOP

Joy Raskin
Saturday, April 26
10:00AM to 4:00PM

Students will make flower earrings out of wire and sheet metal, plus we will have some commercially made flower stampings. Make simple flower and leaf earrings using wire, and then saw thin sheet metal into flower and leaf shapes that can be hammer-textured and shaped to be more 3-dimensional. We will be using brass, bronze, copper and silver wire and sheet metal. **Cost of silver and base metal will run \$10-\$30; available for purchase in class.**

Tuition: \$230.00
Members: \$207.00

FLOWER & LEAF PENDANTS WORKSHOP

Joy Raskin
Sunday, April 27
10:00AM to 4:00PM

Students will make delightful and fun flower and leaf pendants. Using wire and sheet metal, we can cut out flower and leaf shapes, hammer-texture them and shape them to be more 3-dimensional. Add a neckchain or make a simple chain to hang the new pendant to wear it. We will be using brass, bronze, copper and silver wire and sheet metal. **Cost of silver and base metal will run \$10 to \$30, payable in class.**

Tuition: \$230.00
Members: \$207.00



Stacking Rings Workshop with Joy Raskin

METAL CLAY RINGS & MORE WORKSHOP

Nancy Karpel
Sunday, May 4
10:00AM to 4:00PM

Students will learn several ring forming techniques using fine silver metal clay. Use of slip syringe will be discussed, and students will learn how to flush-set synthetic stones for firing in metal clay. The making of cold-molds will be demonstrated and students will use them in ring making. This is a workshop for students with some experience working with metal clay. Students should be able to complete at least 2 rings. Materials fee* of approx \$130.00 includes sufficient metal clay, supplies and significant handouts to complete class projects, and is payable to the instructor at class. Prerequisite at least one other metal clay class or workshop. Basic metal clay tools, including portable work-surface, are required and will not be provided. A small tool kit May be rented in class for \$3.00. Upon sign up, students must give their ring size or a ring size they wish to work with. *Materials fee is subject to change with the metals market.

Tuition: \$185.00
Members: \$166.50

COMBINING GOLD & SILVER WORKSHOP

Joy Raskin
Saturday, May 31
10:00AM to 4:00PM

Ever want to add gold to silver? By using gold from old gold jewelry, we can melt down the gold, make it into wire and beads to add to silver. We will also do keum-boo, a way of bonding pure gold to silver. Adding a little gold to silver jewelry is an effective way to upgrading your silver. We will also solder on gold tubing and gold bezels. Bring in any old gold jewelry you want to use to add to your silver. Must have basic jewelrymaking experience. **Estimated cost of gold supplies - \$15 - \$150 payable in class.**

Tuition: \$230.00
Members: \$207.00

METALS CONTINUED

STACKING RINGS WORKSHOP

Joy Raskin

Sunday, June 1

10:00AM to 4:00PM

Make several rings that stack; each ring is different yet all go together. Using assorted wire of different thickness and width, we will shape them into rings, solder them, and use hammers to create textures. We will also add beads and other decorative elements on each ring. Instructor will have silver wire and sheet for students to purchase. **Estimated cost of materials \$10 - \$30, payable in class.**

Tuition: \$230.00

Members: \$207.00

MAKING MINIATURE BOWLS WORKSHOP

Joy Raskin

Saturday, June 7

10:00AM to 4:00PM

Make miniature bowls out of copper, bronze and silver, using dapping punches and small mushroom stakes. The bowls will be formed from 2" to 4" discs, on wooden dapping blocks, then hammered over stakes to make bowls for a variety of uses. Bases will be made with sheet metal and wire. Ear protection will be necessary for we will be doing much hammering. If you are interested in making a sterling bowl, order a 2", 3" or 4" 20g sterling or Argentium disc or buy enough silver sheet to make a bowl.

Tuition: \$230.00

Members: \$207.00

SOLDERING TIPS & TRICKS WORKSHOP

Joy Raskin

Sunday, June 8

10:00AM to 4:00PM

Have you ever wanted to learn soldering or improve your soldering skills? Learn the basics of how to set up your own soldering torch and tank, safety issues and a place to solder. We will cover soldering basics from butt joints to stick soldering, as well as various torches, gases and soldering supplies. Great for those who have been taking jewelry classes but want to improve on soldering as well as those who want to understand soldering. **Fee payable with tuition \$15.00.**

Tuition: \$230.00

Members: \$207.00

PAINTING

PAINT FROM YOUR EXPERIENCES AND SNAPSHOTS

Lexa McCrady

6 Mondays beginning March 24

9:30AM to 12:30PM

Contemporary art brings life experience to image-making. Spring means fresh yellow-greens in a bright outdoorsy landscape. This for-all-levels class is just the thing: painting, layout and composition, and problem solving. And if you're in the mood to learn new skills, there's a colorful still life set-up. Explore new styles in realism, or abstracting from a subject. Learn to make choices that will yield rewarding results in painting, drawing, collage, image-making.

Tuition: \$252.00

Members: \$226.80

FOLLOW THE LEADER WATERCOLOR

Lexa McCrady

6 Mondays beginning March 24

2:00PM to 5:00PM

A classical way to learn watercolor is as a step-by-step process, light to dark, big areas to small. Learn to mix fresh unusual color and make brush marks to enhance lively calligraphic qualities. Big sable (mink) brushes make washes of color, and Japanese natural-hair brushes add to the experience of watercolor painting. Learn the mechanics as you paint from the colorful still life. Proceed to the expression of spirited paintings.

Tuition: \$252.00

Members: \$226.80



Paint from Your Experiences and Snapshots with Lexa McCrady

EXPRESS YOURSELF IN OIL PAINTS

Patricia Meglio

10 Tuesdays beginning March 25

1:00PM to 3:30PM

Explore the vibrant colors, textures, and timeless beauty of oil paints. Learn about values, color mixing, texture, edges and how to select a good composition. Instructor will cover the materials used in oil painting, including paint, brushes, surfaces, and medium. Instructor will demonstrate a variety of painting techniques and will provide individual and class instruction and informative handouts for each topic. Bring sharp 8" x 10" or larger printed photo references or use one provided by instructor (no electronic references). Class critiques and one-on-one instruction. Open to beginner/intermediate teens and adults. A materials list will be provided prior to class.

Tuition: \$350.00

Members: \$315.00

LIGHT & MOOD IN PAINTING

Julia Rogoff

10 Thursdays beginning March 27

9:30AM to 12:30PM

Let's take our inspiration from the dramatically evolving world around us to push our painting towards more dynamic expression. Come to the first class with an image you are interested in taking to the next level, whether abstract or guided by real or imagined landscapes. Shoreline images can become crashing rocks a walk at dusk can lead onto a mysterious path, peaceful marsh scenes can become radiant sunsets, a tree on a hill could become a windswept moor. Take a simple image and transform it, allowing distortions, dramatic evolution of palette, more expressive brush strokes, paint application and size of the image to create a bigger, bolder picture. Prior painting experience is recommended. Students will work independently with supportive individual and group critiques if desired, plus occasional discussions about art history.

Tuition: \$420.00

Members: \$378.00

PAINTING CONTINUED

ACRYLIC PAINTING

Scott Paterson

10 Fridays beginning March 28
10:00AM to 12:00PM

Do you have a bit of background in drawing and/or painting, but want to move beyond your current level? This class will help. We'll cover various approaches to developing compositions, become more aware of tonal values and make color a friend. We'll employ a host of technical tips, as well as allow time for critiques.

Tuition: \$280.00

Members: \$252.00

INVESTIGATING COLOR INTERACTION IN WATERCOLOR PAINTING

Marcy LaBella


Saturday, April 19
10:00AM to 3:00PM

Students will start with a basic overview of color theory for painters, then proceed to paint from either your choice of Still Life set up or photo reference in the studio. We will explore soothing and dynamic color choices and ways to get rich saturated colors without creating "mud."

This class is for anyone painting in watercolor; even beginners and those who have been painting for a while who want more information about color, value and how to use color more effectively in their work.

Tuition: \$70.00

Members: \$63.00



iPhone Photography: The Next Level with Bruce Dunbar

NO FEAR PAINTING

Leonard Moskowitz

6 Tuesdays beginning April 22
9:30AM to 12:30PM

No Fear Painting is a dynamic, hands-on course designed to unlock your creative potential through playful experimentation. This series of classes invites you to discover new ways to express yourself using painting, mixed media, and collage. Explore bold color choices, develop new techniques, and simplify the essence of your subject matter through the use of color, depth, and space. Whether you're a beginner or an experienced artist, this course will help you let go of perfectionism and embrace the joy of spontaneous creation. As you practice fearless experimentation, you'll gain confidence in your artistic voice while creating the art you love. Join us to explore new approaches, take risks, and paint without limits—no mistakes, just discoveries!

Tuition: \$252.00

Members: \$226.80

FLORAL PAINT ALONG WORKSHOP

Leonard Moskowitz

Saturday, May 17
10:30AM to 3:30PM

Let's paint large! This one-day workshop is an opportunity to paint a 30"x30" canvas while using this painting as the reference for creating one's own composition. This guided "paint along" is great for any level of artistic experience; including those who wish to stretch their skills through working larger, and those who are new to painting. Everyone's work will be unique. There will be a lot of room for playfulness. In addition, all materials (canvas, paint, brushes etc.) will be provided and are included in the workshop fee, so just bring yourself! **Fee payable with tuition \$50.00.**

Tuition: \$140.00

Members: \$126.00

PHOTOGRAPHY

IPHONE PHOTOGRAPHY-ALL YOU NEED TO KNOW

Bruce Dunbar

Saturday, March 29
10:00AM to 2:00PM

Learn the tips and tricks of iPhone photography and how to make the most of your phone's camera, starting with photography basics; focus control and exposure. Composition and creativity will be discussed too. No experience necessary! Students should bring an iPhone, pen, notebook, and charger.

Tuition: \$120.00

Members: \$108.00

IPHONE PHOTOGRAPHY: THE NEXT LEVEL

Bruce Dunbar

Saturday, April 26
10:00AM to 2:00PM

Use your iPhone camera to make, instead of take, pictures. We will use the functions of the iPhone to create still-lives, look for landscape opportunities and consider the macro world and abstraction. Using the built-in editing functions as well as some apps, participants will craft photographs for a final in class slide review. Students should have a knowledgeable understanding of your iPhone camera or have taken the previous workshop.

Tuition: \$120.00

Members: \$108.00

CYANOTYPE: PRINTING WITH LIGHT

Bruce Dunbar

Saturday, May 17
10:00AM to 2:00PM

Cyanotype is an eco-friendly, non-toxic, iron-based photographic process which yields a deep blue color. Participants will use UV light to explore both the traditional method using found objects, natural materials and/or negatives (film or digital), and the wet cyanotype method which produces unexpected and surprising results. Coating methods, chemistry safety, and history will all be discussed. A survey of work by artists who have used this process creatively will provide inspiration. All levels welcome. **Fee payable with tuition \$22.00.**

Tuition: \$120.00

Members: \$108.00

SPECIAL INTEREST

NATURE-INSPIRED EXPRESSIVE ARTS SERIES: EMERGENCE

Janice Baker

3 Wednesdays beginning March 26
10:00AM to 1:00PM

Enjoy nature-inspired creative activities for fun, connection, self-expression and wellbeing. Activities are designed to be accessible and invite your ideas to flourish as you build a mindful practice of nature observation and creative expression to nourish yourself using a selection of mediums and natural materials. Please bring a snack. **Fee payable with tuition \$40.00.**

Tuition: \$126.00

Members: \$113.40

EXPLORING COLLAGE

Brooke Sheldon

6 weeks beginning March 26
6:30PM to 8:30PM

From the French meaning “to glue,” collage is the technique of composing an artwork by gluing a wide range of materials — paper, fabric, newspaper clippings, and readymade objects — to a surface. We will be using a multimedia approach, incorporating a variety of materials to create expressive art. Explore and develop your own visual language. End each class with a “show and tell” to see what others are doing. Open to all ages and experience. It is meant to be fun and playful.

Tuition: \$168.00

Members: \$151.20

FRIDAY NIGHT: RELAX & CREATE

Carole Firth

10 Fridays beginning March 28
5:30PM to 8:30PM

De-stress and tune into your inner creativity. Emphasis will be on exploration and relaxing into the art process through guided art projects. Experiment with a variety of materials and techniques such as acrylic and watercolor painting, mixed media collage with mulberry papers and botanicals, ink brush painting, and chalk pastels. Learn about color mixing, texture, layering and blending. The classes will have a still life set up. Bring your ideas, imagination, and hear your artist's inner voice. **Fee payable with tuition \$22.00.**

Tuition: \$420.00

Members: \$378.00

GILDED FRAME & ENCAUSTIC PAINTING WORKSHOP

Leslie Giuliani

Saturday – Sunday, March 29-30
10:00AM to 3:00PM

How a painting is presented can make all the difference, especially for small works. In this class we will learn basic Encaustic Collage techniques and construct a beautiful, gilded frame. Our simple frame construction materials will be masked by layers of iridescent Encaustic paint that will mimic old world gilding effects. There will be a reserved area to accommodate a small artwork. Then we will create an Encaustic collage that we can pop right into our frame creating a beautifully finished piece of art. No carpentry skills required. All levels welcome. **Fee payable with tuition \$20.00.**

Tuition: \$200.00

Members: \$180.00

CREATIVE COLLAGE WORKSHOP: UNLEASH YOUR IMAGINATION

Brooke Sheldon

Saturday, April 12
12:00PM to 4:00PM

Join us for a fun, hands-on, and inspiring four-hour collage workshop, where creativity knows no limits! Whether you're a seasoned artist or just looking to explore a new medium, this workshop is designed to help you express yourself through the art of collage. We'll dive into composition, texture, layering, and storytelling, using a mix of magazines, patterned papers, fabrics, and found materials. Learn exciting techniques like cutting, tearing, assembling, and experimenting with mixed media, all while playing with color, shape, and balance. With plenty of room for exploration and personal expression, this workshop is all about having fun, embracing happy accidents, and creating unique, one-of-a-kind pieces. Walk away with a finished collage and a fresh perspective on how to turn everyday materials into art! No experience necessary—just bring your curiosity and a sense of adventure. All materials provided. Come ready to cut, paste, and create! **Fee payable with tuition \$20.00.**

Tuition: \$56.00

Members: \$50.40

NATURE-INSPIRED EXPRESSIVE ARTS SERIES: A PRINTMAKER'S JOURNAL

Janice Baker

3 Wednesdays beginning April 16
10:00AM to 2:00PM

Create a practice of nature observation and collection as source for printmaking. Explore nature's patterns with direct print techniques and create your own stamp designs as you construct a circle journal using a variety of mediums. Activities are designed to be accessible and invite your ideas to flourish as you build a mindful practice of nature observation and creative expression to nourish yourself. Please bring a snack. **Fee payable with tuition \$40.00.**

Tuition: \$168.00

Members: \$151.20

MAKE A MOSAIC GARDEN SCULPTURE

Beth Klingher

Saturday – Sunday, May 3-4
9:00AM to 4:00PM

Learn how to cut and shape a foam base into a simple shape, add wire for hanging, and then cover your creation with mosaic tile. We will use thinset mortar and glass tiles so that your finished piece will be weather-proof for outside placement in all four seasons. Beginners welcome! **Fee payable with tuition \$60.00.**

Tuition: \$350.00

Members: \$315.00



Gilded Frame & Encaustic Painting Workshop
with Leslie Giuliani

WEAVING

FLOOR LOOM WEAVING: SESSION A

Linda Edwards

10 Wednesdays beginning March 26
10:00AM to 1:00PM

Beginners will learn the fundamentals of weaving by designing a warp, dressing a loom and weaving a sampler of plain and patterned weaves. A second project of the student's choice and tailored to their skill will complete the term. Intermediate and advanced students receive individualized instruction and are encouraged to explore the diversity of the craft on four or eight harness looms. **Beginners sampler fee of \$12.00 payable in class.** Bench time available.

Tuition: \$420.00

Members: \$378.00

FLOOR LOOM WEAVING: SESSION B

Eva Polizzi

10 Thursdays beginning March 27
9:30AM to 12:30PM

Calling weavers of all levels! Beginning students will learn to measure a warp, dress a four or eight-harness loom and draft basic patterns for weaving cloth. Complete a short sampler of traditional weave structures, then create a project of your own choice. More advanced students will be encouraged to either deepen their handweaving skills or try new methods as they complete their projects. Individualized help is offered as needed basis. Bench time available. Apart from beginner's Sampler, students are responsible for their own materials

Tuition: \$420.00

Members: \$378.00



Floor Loom Weaving: Session A with Linda Edwards

JEWELRY / CERAMICS
GLASS / ACCESSORIES
CARDS / HOME DÉCOR
BAGS / CANDLES
SKIN CARE & MUCH MORE

THE SHOP AT GUILFORD ART CENTER

Need a gift or something beautiful for yourself? Visit The Shop at Guilford Art Center for handcrafted works created by American artists, many who are local.

All GAC members receive 10% OFF all purchases. Join or renew at guilfordartcenter.org/support/become-a-member.

OPEN 7 DAYS A WEEK

Monday – Saturday 10am-4pm,
Sunday 12-4pm



DESIGNERS CIRCUS

APRIL 10, 11, 12
Thursday & Friday, 10am-5pm
Saturday 10-3pm

Ready for some new fall fashion? Come shop at the Designers Circus pop-up shopping event at Guilford Art Center October 3-5 The GAC gallery will be filled with unique and few of a kind women's clothing and accessories created by over 70 local, national, and international designers.

Designers Circus is Boston's premier destination for creative women's clothing at 50 to 90% below boutique prices, a pop up event and experience in social shopping, all in one!

IN THE GALLERY

MARCH 14 – APRIL 6

Gallery One
(Opening Reception: March 16)

APRIL 10-12

Designers Circus

MAY 2 – JUNE 1

Dear Mother: Art & the Natural World
(Opening Reception: May 4)

JUNE 6 – 22

GAC Teen Art Club Exhibition

OPEN 7 DAYS A WEEK

Monday-Saturday, 10am-4pm / Sunday, 12-4pm

YOUTH & TEEN CLASSES

AGES 5+

THE EXPLORING ARTIST

Carole Firth

6 Mondays beginning March 24
4:00PM to 6:00PM

A special new class for children to explore the arts creatively and openly. Learn about a variety of mediums and techniques as we engage in exciting projects geared towards children's interests. We will learn about drawing, painting, collage, chalk paint, paper, clay, printmaking and sculptural forms of art. We will look at some different types of artists that use color, form and objects to express in unexpected and exciting ways. Children will gain experience with color mixing, using varied types of brushstrokes and tools to gain textures and lines, creating watery and dry paints, and making art on a variety of surfaces such as wood, fabric, plexiglass, clay and rice paper. **Fee payable with tuition \$22.00.**

Tuition: \$180.00
Members: \$162.00

SPRING FAIRY ART

Carole Firth

10 Wednesdays beginning March 26
4:00PM to 6:00PM

Violets, moonbeams, mushrooms, and winged beings. Explore the world of all things fairy as we create enchanted vernal works of art. Children will have fun and use their imaginations to make projects of natural magic. We will explore a variety of art techniques such as sculpture, painting, collage and clay making. Projects will include; fairy mirrors, fairy cups for luck, a forest house with fairy lights and magical suncatchers. Materials from the bounty of the natural world such as moss, clay, stones, tree branches, flowers and botanicals will be used as inspiration. Bring your imagination and sense of wonder! **Fee payable with tuition \$25.00.**

Tuition: \$300.00
Members: \$270.00

SPRING CLAY WONDERLAND

Carole Firth

10 Thursdays beginning March 27
4:00PM to 6:00PM

Children will make a variety of exciting air dry clay projects while learning various hand-building techniques including pinch pots, slab and coil methods. Build clay pieces with a variety of fun clay tools and paint and embellish projects using natural items and craft materials. Explore color mixing, stamping, various paint application techniques and more. We'll even try paper mache and paper collage along the way. Some projects will include critter houses, magical glowing fairy trees, treasure bowls and lovely spring wind chimes. Come create in clay and celebrate Spring! **Fee payable with tuition \$25.00.**

Tuition: \$300.00
Members: \$270.00


HANDS AND HEARTS CRAFTING

Carole Firth

6 Saturdays beginning March 29
11:30AM to 2:00PM

This exciting new class will be all about creating interesting handcrafts. We will explore sewing projects such as little animals and pillows with buttons and beads, painted fabric design, creating decorations such as banners and suncatchers, collage friendship boxes and jewelry. Bring your creativity, ideas and enjoy trying new materials! **Fee payable with tuition \$25.00.**

Tuition: \$225.00
Members: \$202.50



CAREGIVER & CHILD WORKSHOP: SIGNS OF SPRING MANDALAS

Carole Firth

Session A: Sunday, March 30
12:30PM - 2:30PM

Carole Firth

Session B: Sunday, April 27
12:30PM - 2:30PM

Mandalas are designs that can be found in millions of natural structures, such as a swirling seashell or a radiating flower. People have been creating these sacred designs for generations in every culture as a way to meditate. Painting mandalas help us take time to breathe, focus and quiet our minds, bringing us into the present moment. Learn all about mandalas and create your own, incorporating Spring harbinger images. We will use acrylic paints, canvas and natural materials such as flowers, leaves, and stones. Spend the day with a special someone, slowing down and appreciating this meditative art process together. Materials fee is per person. **Fee payable with tuition \$18.00.**

Tuition: \$30.00
Members: \$27.00

CAREGIVER & CHILD WORKSHOP: SAILOR SWEETHEART BOX WORKSHOP

Carole Firth

Saturday, May 10
12:00PM to 2:00PM

Sailor Sweetheart boxes are a souvenir to be given to a loved one, originally made in Barbados between 1830 and 1900. These boxes are typically designed with shells glued onto a backing with heart or flower motifs and sentimental messages. In this workshop, design your own special keepsake box for Mother's Day. Participants will be provided with a variety of materials such as local shells, charms, ribbons, collage papers, beads and flowers to create a unique treasure. Each caregiver and child pair will receive a single Polaroid photo to keep inside their sweetheart box. Spend some special time with your loved one making creative memories together. Tuition and material fees are per person. **Fee payable with tuition \$23.00.**

Tuition: \$30.00
Members: \$27.00

APRIL VACATION - AGES 6+

MAKE A NATURE HOUSE

Carole Firth

Tuesday, April 15
12:00PM to 3:00PM

Create all things spring in our April mini sessions. Children will have a chance to go outside to collect natural materials such as flowers, moss and leaves and incorporate them into their artworks. Make ethereal butterflies and birds with real flowers, magic wands with real branches, treasure boxes with ferns and shells, castles, fairy houses and gardens with painted stones, sticks, grass and clay and magic windows with moss, leaves and wood. Come to one or all nature craft sessions and enjoy the new sunny season as we create, play and explore! Please bring a small snack and water bottle. Fee payable with tuition \$18.00.

Tuition: \$45.00
Members: \$40.50

MAKE A NATURE TREASURE BOX

Carole Firth

Wednesday, April 16
12:00PM to 3:00PM

Create all things spring in our April mini sessions. Children will have a chance to go outside to collect natural materials such as flowers, moss and leaves and incorporate them into their artworks. Make ethereal butterflies and birds with real flowers, magic wands with real branches, treasure boxes with ferns and shells, castles, fairy houses and gardens with painted stones, sticks, grass and clay and magic windows with moss, leaves and wood. Come to one or all nature craft sessions and enjoy the new sunny season as we create, play and explore! Please bring a small snack and water bottle. Fee payable with tuition \$18.00.

Tuition: \$45.00
Members: \$40.50

APRIL VACATION: MAKE A MAGICAL NATURE WINDOW

Carole Firth

Thursday April 17
12:00PM to 3:00PM

Create all things spring in our April mini sessions. Children will have a chance to go outside to collect natural materials such as flowers, moss and leaves and incorporate them into their artworks. Make ethereal butterflies and birds with real flowers, magic wands with real branches, treasure boxes with ferns and shells, castles, fairy houses and gardens with painted stones, sticks, grass and clay and magic windows with moss, leaves and wood. Come to one or all nature craft sessions and enjoy the new sunny season as we create, play and explore! Please bring a small snack and water bottle. Fee payable with tuition \$18.00.

Tuition: \$45.00
Members: \$40.50

UNIFIED/SPECIAL NEEDS ART EXPERIENCE

Carole Firth

4 Mondays beginning May 5
4:00PM to 5:30PM

A unique art experience for special needs artists and their siblings and peers to explore their creativity in an open and supportive environment. Emphasis on using a variety of mixed media art materials to create individual artwork with helpful guidance. Children will have an opportunity to paint, collage, create sculptures, build with clay and more! Children can go at their own pace and choose the materials that interest them. Instructor Carole Firth is an artist and trained special educator. (Please bring a snack and drink for your child for a short break time) Please note: no class 5/26. Fee payable with tuition \$20.00.

Tuition: \$90.00
Members: \$81.00

AGES 6+

POTTERY/CLAY SCULPTURE

Carole Firth

10 Tuesdays beginning March 25
4:00PM to 6:00PM

Children will learn to create kiln fired pottery while engaged in fun projects. Experiment with coil, slab, pinch and glazing techniques. Children will also become familiar with how to use a variety of clay tools, and different methods to create design and texture in clay. Come join the exciting fun and see how your clay pieces can be transformed in the kiln! Fee payable with tuition \$15.00.

Tuition: \$300.00
Members: \$270.00



AGES 8+

WEEKEND WHEEL THROWING AND HANDBUILDING FOR KIDS

Jessica Reeve

8 Saturdays beginning March 29
1:00PM to 3:00PM

In this class students will learn both hand building and wheel throwing techniques. Students will make functional pottery on the pottery wheel, or by using coils, slabs and pinching. Imaginative sculptural projects are also encouraged, and we will utilize a variety of tools to achieve texture and pattern, along with slips and glazes to decorate the work. **Fee payable with tuition \$20.00.**

Tuition: \$240.00

Members: \$216.00

KIDS POTTERY BY WHEEL & HAND

Alice Chittenden

8 Mondays beginning March 24
4:00PM to 6:00PM

Students will work on the potter's wheel and learn hand building methods as well. Beginners will learn all the basics of pottery while returning students will get a chance to improve their skills on new projects. Students can make some pieces to use for food and drink; there will also be time to explore their own ideas. Several finishing and glazing techniques will be taught. **Fee payable with tuition \$20.00.**

Tuition: \$240.00

Members: \$216.00

TEENS

CLAY FOR TWEENS & TEENS

Alice Chittenden

8 Wednesdays beginning March 26
4:00PM to 6:00PM

Students will learn the hand building methods of pinch, coil and slab. These versatile methods can be used singly or in combination. Students will also utilize decorative surface techniques such as carving, stamping and adding clay embellishments. Using the potter's wheel will also be taught. Glazing will enable students to add color and a smooth surface to their work. There will be class projects as well as time for students to pursue their own ideas. **Fee payable with tuition \$30.00.**

Tuition: \$240.00

Members: \$216.00

TEEN BLACKSMITHING

Greg AmEnde

Session A: 4 Tuesdays beginning April 8
3:30 PM - 5:30 PM

Greg AmEnde

Session B: 4 Tuesdays beginning May 6
3:30PM - 5:30PM

Greg AmEnde

Session C: 4 Tuesdays beginning June 3
3:30PM - 5:30PM

This class will teach teen students basic forging techniques. Students will learn how to build and maintain a coal fire, and use the new skills to make several small projects such as hooks, fire pokers, and hand forged jewelry. **Fee payable with tuition \$10.00.**

Tuition: \$200.00

Members: \$180.00

FREE DROP-IN WORKSHOP

Carole Firth

2 Sessions, Wednesday, March 26
and Wednesday, April 23
1:15-3:15 PM

ON EARLY DISMISSAL WEDNESDAY FOR MIDDLE SCHOOL STUDENTS

Middle School students are welcome to drop in between 1:15-3:15 PM to work on art projects for the afternoon. Students can also do independent exploration with materials on hand. Take an afternoon to enjoy being creative with your peers. No need to register.

FREE



REGISTER ONLINE

GUILFORDARTCENTER.ORG

FINANCIAL AID

Deadline: March 17

Financial aid is available for adults and children based on need and interest. Forms are available on [our website](#) (see Financial Aid, under SCHOOL tab) and should be emailed to info@guilfordartcenter.org or mailed to GAC, PO Box 589, Guilford, CT 06437.

CANCELLATION, REFUND, AND PRIVACY POLICIES

If a class or workshop is canceled due to insufficient enrollment, students will be notified and full tuition will be refunded or may be applied toward another course. Students who withdraw from a class or workshop up to two weeks before the first class are eligible for a full refund. Up to one week before the first class, students who withdraw are eligible for a credit, less a \$25 registration and materials fee (if applicable). After that, consideration can only be given with a written medical excuse, or in the case of other extraordinary circumstances. Credits may only be for classes going forward from the date excuse is received by Guilford Art Center.

Students missing a regularly scheduled class will not receive a refund or a makeup class.

Classes not held due to bad weather or instructor's absence will be rescheduled, usually at the end of the semester. Call 203.453.5947 for weather cancellations, which will be announced on the main message line, on the website and our Facebook and Instagram pages.

GUILFORD ART CENTER reserves the right to change its calendar, withdraw or modify course of instruction or substitute instructors at anytime.

GUILFORD ART CENTER is committed to your privacy. We will always make sure that any personal information you provide is kept confidential. It will not be sold or shared. Your email address may be used to keep you informed of current and upcoming GAC programs and events.

GAC is an accessible campus.

JOIN US THIS SPRING



REGISTER ONLINE

Go to guilfordartcenter.org for a list of classes and to register.

HAVE QUESTIONS?

Contact us at 203-453-5947 or info@guilfordartcenter.org, Monday-Friday, 10AM-4PM.

ONLINE REGISTRATION SCHEDULE FOR SPRING 2025 SEMESTER

Sunday February 16, 8PM: CERAMICS

Monday February 17, 8PM: METALS & JEWELRY

Tuesday February 18, 8PM: WEAVING

Wednesday February 19, 8PM: ALL CLASSES & WORKSHOPS

All registrations should be done online.

TIPS FOR A SUCCESSFUL REGISTRATION PROCESS

- Registration must be done online. Calling the office will not give students an advantage or guarantee on timing or class priority. GAC staff will be available via phone Monday - Friday 10am -4pm to answer questions and troubleshoot.
- Make sure you are using an updated browser; most often people have issues connecting to online registration because their browser is not supported or updated.
- Renew your Membership in advance of the registration time. This will simplify your registration and speed up the process.

BECOME A MEMBER TODAY!

Your Membership helps the Center to support and develop high quality and innovative classes, workshops, exhibitions and special events.

Choose a Membership level that works for you – individual or family.

Membership benefits include:

- 10% discount on all classes and workshops*
- 10% discount on all Shop purchases
- 10% discount on select Gallery purchases
- Invitations to all special events and openings
- Free admission to all 3 days of Craft Expo on the Guilford Green

JOIN NOW!

[Click here.](#)



SCHOOL

Did you know our **SPRING SEMESTER** features more than 75 classes & workshops in a variety of mediums for all ages?

REGISTER NOW!

guilfordartcenter.org

GALLERY

THE GALLERY presents exhibits of contemporary American art and craft and serves as a venue for a number of community arts organizations.

**OPEN YEAR ROUND
7 DAYS A WEEK
FREE TO THE PUBLIC**

SHOP

Every purchase in THE SHOP supports independent working artists and GAC's community and educational programming.

**OPEN 7 DAYS
A WEEK**

THANK YOU TO OUR BUSINESS SPONSORS

PARTNERS

Martha & Terry Maguire
Prospector Partners
Yale New Haven Health

SPONSOR

Clarity Software Solutions

SUPPORTERS

Eder Brothers
Guilford Radiology

FOUNDATIONS

CT Office of the Arts
Community Foundation
for Greater New Haven
Guilford Foundation

FRIENDS

Bailey Scarano
Breakwater Books
CK Architects
East River Energy
Ladd Capital Management
MAI Capital Management
Monte Financial Group
Page Hardware & Appliance
Palumbo's Automotive