

GUILFORD ART CENTER: CREATING ART & COMMUNITY



FALL 2025

Spark Your Creativity!

CLASSES & WORKSHOPS

Blacksmithing	2
Ceramics	4
Drawing	5
Fiber & Sewing	6
Glass	6
Kids Ages 3-5	12
Kids Ages 5+	12
Kids Ages 8+	13
Halloween Workshops	15
Leather	7
Metals	7
Painting	8
Photography	9
Special Interest	10
Teen Art Club	13
Teens	14
Weaving	10

IMAGES, clockwise, Anne Benkovitz, Lexa McCrady, Robin McCahill, Jessica Reeve, and Janice Baker.



BECOME A MEMBER

Support GAC, Save 10% on Classes & Workshops And More!

HAVE QUESTIONS?

Contact us Mon-Fri 10AM-4PM
203-453-5947, info@guilfordartcenter.org

FINANCIAL AID

Tuition assistance is available for adult and youth students. See page 15 for details.

ADULT FALL CLASSES

Classes are open to all levels unless otherwise noted; adult classes open to ages 13+. Make sure to view full class descriptions on www.guilfordartcenter.org; there may be required supplies for a class not listed in this catalog.

BLACKSMITHING

FORGING A PUKKO KNIFE

Aidan Garrity

4 Thursdays beginning September 4
6:00PM to 9:00PM

This class will focus on the form and function of a Finnish Pukko knife; a traditional hunting and utility knife favored in northern Europe. Students will understand many of the bladesmithing processes including forging, grinding, heat treating, and finishing. By the end of the course, one can expect to have a complete usable blade. **Fee payable with tuition \$60.00.**

Tuition: \$300.00

Members: \$270.00

OPEN FORGE

SESSION A: Mace Vitale

4 Wednesdays beginning September 10
6:00PM to 9:00PM

SESSION B: Mace Vitale

4 Wednesdays beginning November 5
6:00PM to 9:00PM

Open Forge offers the opportunity for Blacksmithing and Bladesmithing students to continue to work and refine existing forge projects they have started, or begin a new project under the guidance of a working smith. Instructors can help with ideas for new projects and can help tailor each one to individual student. **Fee payable with tuition \$20.00.**

Tuition: \$300.00

Members: \$270.00

OPEN FORGE: SESSION C

Mace Vitale

3 Wednesdays beginning December 3
6:00PM to 9:00PM

See above description. **Fee payable with tuition \$20.00..**

Tuition: \$225.00

Members: \$202.50

FRONTIER KNIFE & HATCHET WORKSHOP

Mace Vitale

5 days beginning September 25
10:00AM to 5:00PM

In this 5-day intensive workshop, students will make a frontier style knife with a wood handle. Next steps are to hot punch a hole through 1/4" round stock to forge a hatchet that will then be fit with a hickory handle. Students must be able to swing a sledge hammer. **Fee payable with tuition \$80.00.**

Tuition: \$875.00

Members: \$787.50

INTRO TO THE HAND FORGED BLADE WORKSHOP: SESSION A

Aidan Garrity

Saturday - Sunday, October 4-5
10:00AM to 5:00PM

This workshop will cover the basics of forging, grinding, heat treating, and sharpening of a small utility knife. The instructor will discuss fit and finish, overall knife design, how to sharpen and care for knives, and how to begin making knives on your own. Students should expect to forge several blades over the weekend, and get at least one to the point of a usable knife. **Fee payable with tuition \$45.00.**

Tuition: \$350.00

Members: \$315.00



We also offer blacksmithing for teens. Check out workshops on page 13.

INTRODUCTION TO BLACKSMITHING

SESSION A: Mace Vitale

4 Wednesdays beginning October 8
6:00PM to 9:00PM

SESSION B: Mace Vitale

Saturday - Sunday, November 8 - 9
10:00AM to 4:00PM

Come learn the basics of forging steel in the GAC blacksmith forge. Geared towards the absolute beginner, this workshop is designed to be educational and enjoyable for everyone. Learn techniques to build confidence in the forge under the guidance of experienced instructors. Students will shape and forge hot steel using a hammer and an anvil to complete a variety of projects. **Fee payable with tuition \$45.00.**

Tuition: \$300.00

Members: \$270.00

Whether you're a seasoned blacksmith or blade smith, or new to the craft, all classes and workshops are open to you for registration. Classes that require experience will be noted in the description.

Students will need safety glasses, dust mask or respirator, leather work (fireplace) gloves, and should wear jeans, a non-flammable cotton shirt and/or jacket, and closed-toed boots or leather shoes. Our forge is an outdoor building that is only semi-enclosed; please dress accordingly. For full-day workshops, please bring a lunch to be on the safe side, as there may or may not be time to get food during a lunch break.

BLACKSMITHING CONTINUED

FORGING A TOMAHAWK WORKSHOP

Aidan Garrity

Saturday - Sunday, October 11-12
10:00AM to 5:00PM

Students will forge a tomahawk using the slit and drift method. The instructor will also demonstrate the wrap and weld method and explain the variations. Blacksmithing topics covered will include forming the shape of the head, drifting the eye, fitting a handle, grinding and polishing the bit, heat treating, and sharpening. **Fee payable with tuition \$30.00.**

Tuition: \$350.00
Members: \$315.00


FORGING TONGS WORKSHOP

Greg AmEnde

Saturday - Sunday, October 18 - 19
10:00AM to 4:00PM

Students will learn the basic techniques of forging blacksmiths' tongs. Every smith needs and being able to make and adjust tongs to fit the needs of the work is important. We will go through the basic process and explore different jaw styles that will enable you to hold multiple projects and stock configurations: flat, round, square and irregular pieces. For students who have some forging experience and good hammer control but beginners are also welcome. We will concentrate on the forging of smaller tongs and students can expect to bring home 2 or 3 pairs. **Fee payable with tuition \$45.00.**

Tuition: \$300.00
Members: \$270.00



Intro To The Hand Forged Blade Workshop with Aidan Garrity

FORGING IRON SKULLS & FACES WORKSHOP

Mace Vitale

Saturday - Sunday, October 25 - 26
10:00AM to 4:00PM

Students will make new tools to use in the forge, such as punches and chisels. Then, use them to shape skulls from iron. Creating expressive faces and detailed skulls in metal is a great way to explore both the technical and creative sides of forging. **Fee payable with tuition \$45.00.**

Tuition: \$300.00
Members: \$270.00

FORGING COOKING UTENSILS: SPOONS, LADLES & BOWLS WORKSHOP

Marsha Trattner

Saturday - Sunday, November 1 - 2
10:00AM to 4:00PM

Learn basic forging techniques- shouldering, tapering, spreading and sinking - to create spoons out of steel bar stock. Forge welding and upsetting will also be introduced. Next we will move on to making bowls out of sheet steel, using sinking and planishing. The workshop culminates in creating a useful and beautiful ladle. The bowl of the ladle will be hand hammered out of sheet metal. Several options and skills will be shown for forging the ladle handle, including shouldering, splitting, punching, twisting and braiding. The ladle bowl and the handle will be riveted together, just in time for soup season! **Fee payable with tuition \$45.00.**

Tuition: \$385.00
Members: \$346.50

HAND-FORGED KITCHEN KNIFE WORKSHOP

Mace Vitale

3 days beginning December 5
10:00AM to 5:00PM

In this 3 day class students will create a hand forged high carbon steel kitchen knife with a wooden handle. Forging, grinding, and sharpening skills will be covered. **Fee payable with tuition \$60.00.**

Tuition: \$525.00
Members: \$472.50

ABANA CERTIFICATION LEVEL 1: PART 1

Greg AmEnde

Saturday - Sunday, November 15 - 16
10:00AM to 5:00PM

ABANA CERTIFICATION LEVEL 1: PART 2

Greg AmEnde

Saturday - Sunday, December 13 - 14
10:00AM to 5:00PM

If you are interested in improving your forging skills in a more formal way, the Artist-Blacksmith's Association of North America (ABANA) has developed a 3-level certification curriculum. This curriculum was created to develop the fundamental skills and techniques in blacksmithing using a series of projects which culminate to a final project at each level showcasing the student's acquired skillsets. The Level One certification covers the most fundamental skills based on 16 separate elements. This class will focus on the beginning skills of the Level One projects, allowing the students to continue the curriculum on their own time and speed. Further information regarding the ABANA curriculum and list of projects is available on their website. Basic skills covered are safety, tool nomenclature and proper use, hammer control, tapers, forging to specific shapes and sizes, introduction to toolmaking and heat treatment. Greg AmEnde is a Level One certified instructor for. The Artist-Blacksmith's Association of North America.

Fee payable with tuition \$45.00.

Tuition: \$350.00
Members: \$315.00

THE BOWIE KNIFE INTENSIVE WORKSHOP

Mace Vitale

5 days beginning November 20
10:00AM to 5:00PM

The Bowie knife is one of America's most famous knives steeped in history and legend. In this five day intensive students will learn the ins and outs of forging, grinding, and heat treating this iconic blade. Once the blades are ready students will create a guard and handle using steel and wood. Attention will be made to the feel and balance of these knives as well as the edge geometry and performance. **Fee payable with tuition \$45.00.**

Tuition: \$875.00
Members: \$787.50

CERAMICS

CREATING WITH CLAY

Alice Chittenden

10 Mondays beginning September 15
9:30AM to 12:30PM

This course is designed to help students increase their pottery skills whether they are beginning, intermediate or advanced students. Both wheel and handbuilding techniques are taught. Students may work in both or focus on one. Surface treatments including colored clay slips, underglazes and glazes will be covered. Instruction is delivered through both teacher demonstrations and individual help to students. Critiques provided to students upon request. **Please note: no class 10/13**

Fee payable with tuition \$30.00.

Tuition: \$450.00
Members: \$405.00

FROM FORM TO FUNCTION

Deborah Staub Luft

10 Mondays beginning September 15
7:00PM to 10:00PM

Learn wheel throwing, designing and glazing techniques with an eye to function. This class is for students of all experience levels and centers on structured, hands-on instruction for new students. More experienced students can develop their skills to make larger and more complex forms through teacher demonstrations and individualized instruction. **Please note: no class 10/13. Fee payable with tuition \$30.00.**

Tuition: \$450.00
Members: \$405.00

Tuition includes bench time for students enrolled in classes; it does not include workshops. Clay must be purchased in class; tool kits also available. Please bring cash or check. Lab and clay fees cover costs of firings and glaze materials.

GAC POTTERY CLASSES, unless otherwise noted, are designed for students of all levels. Instructors work to meet the learning needs of all students. All classes offer the chance to throw on the wheel as well as build by hand.

EXPRESSION IN CLAY

David Frank

10 Tuesdays beginning September 16
12:30PM to 3:30PM

Find your seat within this group of beginner to advanced potters. Set individual goals while exploring a dynamic range of skills including wheel throwing and hand-building, as well as skills for finishing your work including carving, slips, and diverse glaze techniques. Students will engage in both round table group critiques, as well as plenty of one-on-one attention. **Fee payable with tuition \$30.00.**

Tuition: \$450.00
Members: \$405.00

EXPLORATIONS IN CLAY

Claudia Schiavone

10 Tuesdays beginning September 16
6:30PM to 9:30PM

In addition to developing the fundamentals of wheel-throwing and hand building, this course will explore various alternative firing techniques including pit-firing, raku, smoke firings and more. We will also experiment with unconventional surface treatments. The course is open to students of all levels. The only requirement is the desire to grow your skills and challenge your ceramic creativity. **Fee payable with tuition \$30.00.**

Tuition: \$450.00
Members: \$405.00

ALL ABOUT POTTERY

Louise Harter

10 Thursdays beginning September 18
7:00PM to 10:00PM

In this class we will focus on mastering the skills to make ceramic dishes for food. We will cover clay preparation, forming pots on the wheel, trimming, pulling handles, and glazing. Students with prior experience will have the opportunity to further their skills through individual coaching and critique. However, no prior experience is required -- if you have always wanted to try pottery, this class is for you. Part of every class will be dedicated to demonstrations and examining well-crafted pots. **Fee payable with tuition \$30.00.**

Tuition: \$450.00
Members: \$405.00

MAKING POTTERY - PAS DE DEUX

SESSION A

Anita Griffith, Robert Parrott

10 Fridays beginning September 19
9:00PM to 12:00PM

SESSION B

Anita Griffith, Robert Parrott

10 Fridays beginning September 19
1:30PM to 4:30PM

Veteran instructors Anita Griffith and Robert Parrott team-up to combine the best of their approaches to teaching pottery. Alternating weeks of instruction, Anita and Bob will offer a comprehensive survey of hand building and wheel throwing, with an emphasis on form, function, and development of personal style and expression. Learn about ceramic shapes and uses, from cups, bowls and plates to vases, bottles and teapots. Beginners are welcome and will learn all the basics of forming and glazing. Intermediate and advanced students will be challenged to work toward more refined products and to design independent projects with guidance and demonstrations. **Fee payable with tuition \$30.00.**

Tuition: \$450.00
Members: \$405.00



Ceramic Sculpture with Lisa Wolkow

CERAMICS CONTINUED

CERAMIC SCULPTURE

Lisa Wolkow

8 Wednesdays beginning October 8
9:30AM to 12:30PM

For experienced students who would like to work sculpturally in clay, taking full advantage of everything that a ceramics studio can offer. Students will be introduced to ways of experimenting, working and thinking as sculptors, as well as techniques for constructing forms, building surfaces and firing. Students with a background in wheel work may want to explore hand building skills in conjunction with thrown forms. **Fee payable with tuition \$30.00.**

Tuition: \$360.00
Members: \$324.00

FRIDAY NIGHT POTTERY

SESSION A: *Claudia Schiavone*
Friday, October 3
6:30PM – 9:30PM

SESSION B: *Claudia Schiavone*
Friday, November 7
6:30PM – 9:30PM

Come and join the fun as we play with clay! In this relaxing one-night workshop, hand-build and glaze a unique piece. Students are encouraged to come with an idea of the project, like a bowl, vase, platter, or garden art. The possibilities are endless! Enjoy a creative night out with friends, make it a date night, or make new friends! Finished pieces will be available for pick up 2 to 3 weeks later. **Fee payable with tuition \$15.00**

Tuition: \$55.00
Members: \$49.50



Rendering Dogs and Cats in Pencil, Ink, and Paint with Patricia Meglio

DRAWING

DRAWING FOR ALL

Scott Paterson

10 Mondays beginning September 15
10:00AM to 12:00PM

Students will draw with graphite pencil, learning about line, dark and light values, composition and more. We will turn the ordinary into the sublime, working from a still life (and other things) of each student's own design. Please bring a few soft pencils (6B to 9B) and a 9 x12 sketch pad to the first class. **Please note: no class 10/13**

Tuition: \$280.00
Members: \$252.00

PORTRAIT AND FIGURE DRAWING

Patricia Meglio

10 Tuesdays beginning September 16
9:30AM to 11:30AM

Ever want to draw someone's portrait, but were unable to figure out where to start? In this class, you will learn the guidelines for creating a successfully executed human portrait. The first weeks of class will cover portrait proportions, measurements, and shading, as well as creating natural looking hair using a variety of pencils and shading techniques. Later, learn the basics of drawing the human figure using various techniques of measurements, shapes and postures. Fashion a figure in active and inactive stances from photo references while considering basic bone and muscle structure. One class will be dedicated to drawing a live model's portrait and one class to drawing a live figure. Handouts will be provided. Beginners and intermediates welcome. Instructor will provide photos for the portrait. Student provided photos need instructor approval. Class critiques. **Fee payable with tuition \$20.00.**

Tuition: \$280.00
Members: \$252.00

DRAWING IN PEN & INK

Lisa Arnold

6 Wednesdays beginning October 15
5:00PM to 8:00PM

It's all about the beauty of line when you work in pen and ink. Lines create volume, depth, and shading. Your pen will lend itself to delicate line work when you use Speedball pens, nibs, and Higgins Inks. Cross hatching, hatching, and scumbling are techniques that will be demonstrated by the instructor. It's a great way to work for landscapes, trees, florals and more.

Tuition: \$252.00
Members: \$226.80

PAINTING OR DRAWING THE PORTRAIT

Scott Paterson

10 Wednesdays beginning September 17
10:00AM to 12:00PM

Become more confident as a portraitist and capture the personality of your subject in your art. Students already confident in a medium other than graphite pencil (e.g. oil, acrylic, pastels, etc.) should feel free to bring them to class. Otherwise, prepare to draw with pencil and bring a 9 x12 sketch pad, a few soft pencils (anything from 6B to 9B), and, preferably, a kneaded eraser.

Tuition: \$280.00
Members: \$252.00

RENDERING DOGS AND CATS IN PENCIL, INK, AND PAINT

Patricia Meglio

Saturday – Sunday, October 18 - 19
9:30AM to 3:00PM

Pick a photo of a dog or cat, then draw it in pencil, followed by ink, and then paint it in acrylics or oil. This is a great way to learn and apply different techniques in a progressive exercise using different media. Photos will be provided or bring an 8x10 printed photo in color and black and white. Beginner/Intermediate. Class critiques and individual and group instruction.

Tuition: \$154.00
Members: \$138.60

DRAWING CONTINUED

TRY YOUR HAND AT PAINTING & DRAWING WORKSHOP

SESSION A: *Scott Paterson*
Saturday, September 27
10:00AM to 1:30PM

SESSION B: *Scott Paterson*
Saturday, November 22
10:00AM to 1:30PM

This workshop is geared towards the absolute adult beginner to come learn the basics of painting and drawing in a supportive, judgment-free session. Spend the morning in the GAC studios and learn about basic techniques, materials and approaches to working creatively in two dimensions. Come discover your creative potential. **Fee payable with tuition \$5.00.**

Tuition: \$49.00
Members: \$44.10

FIBER

MACHINE SEWING BASICS

Tina McKim
8 Tuesdays beginning September 16
12:00 PM - 2:00 PM

Students will master the basics of machine sewing. Proper hemming, measuring and fabric selection will be reviewed. Project choices are a table runner, napkins, apron, envelope pillow or other ideas students may have. There should be time to complete at least two projects. This class is suitable for beginners & those who need a refresher. Please bring a pair of sharp fabric scissors and fabric of your choice. **Fee payable with tuition \$20.00**

Tuition: \$224.00
Members: \$201.60

DROP SPINDLE WOOL SPINNING WORKSHOP

SESSION A: *Robert Aiudi*
Saturday, September 20
10:00AM - 1:00PM

SESSION B: *Robert Aiudi*
Saturday, November 1
10:00AM - 1:00PM

Learn the ancient art of spinning wool by hand using a drop spindle! In this beginner-friendly class, you'll discover how to transform raw wool into beautiful yarn. We'll cover fiber preparation, spinning techniques, and how to ply your yarn. Materials provided, **fee payable with tuition \$18.00.**

Tuition: \$42.00
Members: \$37.80

NEEDLE FELTED PAINTING WITH WOOL WORKSHOP

Robin McCahill
Sunday, September 21
10:00AM to 3:00PM

Explore a magical medium that has a myriad of painterly qualities. The technique of needlefelting enables you to build up textures and colors as you begin with a blank background. The forgiving qualities of this medium will help you express your ideas in a fun, risk-free way. The wool allows you to create a low relief sculpture, a textured painting, or tapestry. You need not stay in a rectangular format. Think outside the box and let your creativity flow. **Fee payable with tuition \$15.00.**

Tuition: \$70.00
Members: \$63.00



Needle Felted Painting with Wool Workshop with Robin McCahill

GLASS

STAINED GLASS

Eileen O'Donnell
10 Thursdays beginning September 18
5:30PM to 7:30PM

Stained glass is an art form that has changed little since medieval times. Learn to cut and fashion different glasses into exquisite panels of brilliant color. Copper foil technique will be taught. Students can start with a simple design and graduate to more involved projects. Students will cut glass, foil and assemble pieces into windows, sun catchers, boxes, etc. Beginners as well as more experienced students are welcome. Come and experience the divine power of stained glass. **Fee payable with tuition \$25.00.**

Tuition: \$280.00
Members: \$252.00

GLASS MOSAIC WINDOW

Janice Baker
Sunday, October 26
10:00AM to 4:00PM

Dive into colors, textures, and shapes to create up-cycled mosaic art for your home. What colors bring you joy? The instructor will provide wood frames and a collection of glass pieces, beads, and ephemera. Bring your favorite odds and ends to personalize your art. Create your original design or be inspired by templates available. Finished artwork is approximately 8 x 10. **Fee payable with tuition \$55.00.**

Tuition: \$84.00
Members: \$75.60

LAMP WORKED GLASS BEADS WORKSHOP

Stephanie Maddalena
Saturday - Sunday, November 1 - 2
10:00AM - 4:00PM

Students will learn to use a torch to melt glass rods, creating personalized colorful glass beads. Many glass decorating techniques will be demonstrated, including enamels, metal foils, flowers and more. **Fee payable with tuition \$25.00.**

Tuition: \$325.00
Members: \$292.50

LEATHER

LEATHER HALLOWEEN MASKS WORKSHOP

Katie Coleman

Saturday, October 18

9:00AM to 6:00PM

Every goblin and ghoul loves a good mask and what better time to make one than right around Halloween! In this class students will make a leather half mask that they have tooled, wet formed and dyed themselves. Each mask will be completely custom made and as unique as the individual making it. This course will focus on teaching tooling skills, the wet forming process, discussions about choosing the right leather materials, finishing skills and basic pattern concepts. Join us to make something truly spooky that will last you for decades of Halloweens (and masquerade parties) to come! Fee payable with tuition \$55.00.

Tuition: \$126.00

Members: \$113.40

METALS

METALS & JEWELRY

Linda Edwards

10 Tuesdays beginning September 16

9:30AM to 12:30PM

Learn through demonstration, discussion, and hands on, how to create art works out of fine metals. From jewelry to small sculpture, students will be introduced to metalworking tools and techniques to manipulate copper, brass and silver. Students will learn sawing, filing, cold connections, soldering, surface textures, forming, fabricating, stone setting, and finishing. Other metalworking techniques will be introduced according to class interest. Guidance will be given to encourage creativity and develop design skills. Please be sure to attend the first class and bring a notebook and writing utensil. Fee payable with tuition \$30.00.

Tuition: \$420.00

Members: \$378.00

ALL ABOUT METALS

Connie Pfeiffer

10 Tuesdays beginning September 16

6:30PM to 9:30PM

Learn through demonstration, discussion, and hands on, how to create works of art made of fine metals. From jewelry to small sculpture, students will be introduced to metalworking tools and techniques to manipulate copper, brass and silver. Students will learn sawing, filing, cold connections, soldering, surface textures, forming, fabricating, stone setting, and finishing. Other techniques will be introduced according to class interest. Guidance will be given to encourage creativity and develop design skills. Please be sure to attend the first class and bring a note book and writing utensil. Fee payable with tuition \$30.00.

Tuition: \$420.00

Members: \$378.00

GUIDED INDEPENDENT STUDIES IN METALS

Linda Edwards

10 Thursdays beginning September 18

9:30AM to 12:30PM

This class is structured for students with metalworking experience to focus on their own interests. Students will select and design their own projects and receive guidance to execute them. Focus will be on enriching design skills and addressing artistic intent. Fee payable with tuition \$30.00.

Tuition: \$420.00

Members: \$378.00



Silver Metal Clay: Finishing and Firing with Nancy Karpel

DISCOVER SILVER METAL CLAY WORKSHOP

Nancy Karpel

Saturday, September 27

10:00AM to 3:30PM

Silver Metal Clay looks and feels like clay, but is actually pure silver in an organic binder. Students will learn all the basic information and techniques for forming, surface texturing, firing, and finishing silver metal clay. Flush setting of lab grown gemstones will also be covered, and (optional) inexpensive stones can be purchased in class. Great for beginners, jewelry students, clay artists, bead makers, and others! No previous jewelry making experience is required. You will have the opportunity to finish and take home your unique pieces of fine silver jewelry. Come and discover the many design possibilities of this exciting material! Materials fee of \$105.00 is payable to instructor at class and includes metal clay, use of tools, supplies and handouts.

Tuition: \$170.00

Members: \$153.00

SILVER METAL CLAY: FINISHING AND FIRING

Nancy Karpel

Sunday, October 19

10:00AM to 4:00PM

This new workshop focuses on pre-fired (greenware) finishing work, kiln firing of greenware pieces, and final finishing processes for your silver metal clay pieces. Bring in your dried silver clay pieces you have made at home or fired pieces you made in previous workshops which require a 2 hour firing. Any pieces that need repair and re-firing can be facilitated in this workshop. For repair purposes, please bring in the original clay used for that piece. For those with pieces ready to be fired, there will be a firing at 10:15 am and another at 1:15pm. Both firings will be at full ramp, 2 hour hold at 1600 F degrees. Any stones included in the firing process must be able to withstand this time and temperature. Instructor will monitor all processes and give advice/instruction where needed. Fee payable with tuition \$10.00.

Tuition: \$185.00

Members: \$166.50

METALS CONTINUED

STONESETTING WITH SILVER METAL CLAY

Nancy Karpel

Sunday, October 26

10:00AM to 4:00PM

Take your silver Metal Clay designs to the next level! Add color and brilliance to your pieces by learning to set natural and lab-grown stones in silver metal clay. Learn which stones can be fired in the kiln, and how to flush-set stones to fire in metal clay. Learn the special considerations for bezel setting stones and pre-formed settings. Use of the slip-syringe for setting will be covered. Channel setting and prong setting will be included as time permits. Students should be able to complete and take home at least 2 pieces of their unique silver and colored stone jewelry. Materials fee* of approx. \$130. is payable at class. Materials fee includes sufficient metal clay lump and syringe, supplies and handouts to complete class projects. Inexpensive faceted and cabochon stones, pre-formed settings and additional metal clay will be available for purchase at the workshop. Prerequisite: at least one other metal clay class or workshop. Basic metal clay tool kit, including portable work-surface, are required and will not be provided. A small tool kit may be rented in class for \$3.00.

Tuition: \$185.00

Members: \$166.50



Stonesetting with Silver Metal Clay with
Nancy Karpel

SILVER METAL CLAY II WORKSHOP

Nancy Karpel

Sunday, November 16

10:00AM to 4:00PM

In this one day workshop students will take designing pendants to the next level and learn techniques for forming and firing silver metal clay over support material for a more 3 dimensional look. Techniques demonstrated will include doming, stacking and draping. Additional techniques for forming and attaching pendant bales will also be demonstrated and used in the making of a three dimensional pendant. Focus will also be on perfecting dry finishing the metal clay pendants before firing. Flush stone setting may be used and is optional. Depending on size and design, students will be able to finish and take home one or two unique silver pendants. **Prerequisite: at least one other metal clay class.** A materials fee* of approx. \$110. includes sufficient metal clay, tools, supplies and handouts to complete class project, and is payable to the instructor at class. * Materials fee is subject to change with the metals market.

Tuition: \$185.00

Members: \$166.50



Watercolor Work: Wet for Dramatic Results!
with Marcy LaBella

PAINTING

CONTEMPORARY PAINTING - AESTHETIC DECISIONS

Lexa McCrady

7 Mondays beginning September 15

9:30AM to 12:30PM

Contemporary art for-all-levels is about the joy of painting in acrylic or oils. We start "alla prima" by filling the canvas expressively. New skills, new color combinations, new style and composition bring charm and presence to your painting. Explore narrative, realism, and abstracting, as you paint from your images or the provided still-life. Warm-up exercises build skills. With the help of a teacher guide, you can consider and manipulate areas and learn to make choices that will reward you. Instructor will review necessary supplies in first class, including the 5 brushes; only materials required initially are paper and 4 colors of paint. Print phone photos of your travel, friends, events, and experiences to use for painting inspiration. **Please note: no class 10/13**

Tuition: \$294.00

Members: \$264.60

CONTEMPORARY WATERCOLOR - FOLLOW THE LEADER

Lexa McCrady

7 Mondays beginning September 15

1:30PM to 4:30PM

Create fresh, inspired watercolor paintings. Nuanced color, compositional lights, and calligraphic marks add unique style. Watercolor is a process, step-by-step, light to dark, big to small. Sable (mink) brushes for transparent washes and Japanese natural-hair brushes, to draw and color layers, add to the luxury of the experience. Learn the mechanics and proceed to spirited paintings of our flower still life or documenting your travels, environment, and memorable events. **Please note: no class 10/13**

Tuition: \$294.00

Members: \$264.60

PAINTING CONTINUED

EXPRESS YOURSELF IN OIL PAINTS

Patricia Meglio

10 Tuesdays beginning September 16
12:30PM to 3:00PM

Explore the vibrant colors, textures, and timeless beauty of oil paints. Learn about values, color mixing, texture, edges and how to select a good composition. Instructor will cover the materials used in oil painting, including paint, brushes, surfaces, and medium. Instructor will demonstrate a variety of painting techniques and will provide individual and class instruction and informative handouts for each topic. Bring sharp 8" x 10" or larger printed photo references or use one provided by instructor (no electronic references). Class critiques and one-on-one instruction.

Tuition: \$350.00
Members: \$315.00


BEGINNING OIL PAINTING

Brooke Sheldon

10 Wednesdays beginning September 17
6:30PM to 9:00PM

Whether you're picking up a brush for the first time or returning after a long break, this 10-week course is designed to give you a solid foundation in oil painting. We will move at a measured pace and follow a detailed lesson plan so students know what to expect in each session. Instructor will provide hands-on direction, plus lots of encouraging feedback.

Tuition: \$350.00
Members: \$315.00



Luminous Worlds: Exploring Light and Space in Painting with Julia Rogoff

LUMINOUS WORLDS: EXPLORING LIGHT AND SPACE IN PAINTING

Julia Rogoff

10 Thursdays beginning September 18
9:30AM to 12:30PM

Light is the great organizer of painting space. Through light and shadow, brilliant areas or quietly whispered areas, space and depth come to life on the canvas. Whether you are working abstractly or from representation, let's work together to develop the power of your work, pushing the emphasis on important areas of interest while letting other areas subside into zones of quiet. Come to the first class with your image, real or abstract or imaged, and learn to expand its potential, allowing distortions, dramatic evolution of palette, and expressive brush strokes and paint application in order to create a bigger more luminous picture. Prior painting experience is highly recommended. Students will work independently with supportive individual and group critiques if desired, plus occasional discussions about art history. Bring your own painting supplies, working in oil or acrylics or mixed media.

Tuition: \$420.00
Members: \$378.00

ACRYLIC PAINTING

Scott Paterson

10 Fridays beginning September 19
10:00AM to 12:00PM

Do you have a bit of background in drawing and/or painting, but want to move beyond your current level? This class will help. We'll cover various approaches to developing compositions, become more aware of tonal values and make color a friend. We'll employ a host of technical tips, as well as allow time for critiques.

Tuition: \$280.00
Members: \$252.00

NO FEAR PAINTING

Lenny Moskowitz

10 Thursdays beginning September 18
1:00PM to 4:00PM

This dynamic, hands-on course is designed to unlock your creative potential through playful experimentation. Discover new ways to express yourself using painting, mixed media, and collage. Explore bold color choices, develop new techniques, and simplify the essence of your subject matter using color, depth, and space. Whether you're a beginner or an experienced artist, this course will help you let go of perfectionism and embrace the joy of spontaneous creation.

Tuition: \$420.00
Members: \$378.00

WATERCOLORS EN PLEIN AIR: CHAFFINCH ISLAND PARK

Lisa Arnold

Saturday, October 25
10:00AM to 1:00PM

Enjoy painting outdoors this summer! Think of sun-drenched colors and work in summer tones as we paint landscapes. Learn how to create washes, paint wet-on-wet, and use dry brush and explore color and richness to create summer moods. Class will work outdoors at Chaffinch Island Park; weather permitting, indoors if needed. Please meet first at GAC and class will then move to the off site location.

Tuition: \$42.00
Members: \$37.80

WATERCOLOR WORK: WET FOR DRAMATIC RESULTS!

Marcy LaBella

Saturday, November 8
10:00AM to 3:00PM

Have you ever wondered how watercolorists are able to work extremely wet without creating a huge muddy mess? You CAN create beautiful wet in wet paintings with deeply saturated colors, lovely pastels and beautiful results. When we learn to work wet in wet our entire understanding of this medium expands and along with that, the fear of using it disappears. In this workshop there will be short demos and lots of painting and experiments. We'll discuss color, how to allow the paint work for you, letting go and being ready for happy exciting surprises!

Tuition: \$70.00
Members: \$63.00

PAINTING CONTINUED

ARCANA IN ACRYLICS

SESSION A: Painting the Tarot

Dove Hellman

4 Wednesdays beginning September 24
1:00PM to 4:00PM

SESSION B: Painting the Tarot

4 Wednesdays beginning October 29
1:00PM to 4:00PM


Painting the Tarot explores the age-old art of tarot card design through acrylic painting. Students will re-imagine a card of their choice – either from their own deck or the instructor's—interpreting its symbolism through color, form, and personal expression. The instructor offers a relaxed, supportive teaching style with fun and constructive group critiques.

Tuition: \$168.00

Members: \$151.20



*Encaustic: Layers, Texture, and Translucency
With Leslie Giuliani*



Sculptural Mini Book with Janice Baker

SPECIAL INTEREST

EXPERIMENTAL COLLAGE WORKSHOP

Anne Benkovitz

Saturday, September 20
12:00PM to 4:00PM

Let your mind and hands wander freely and you might surprise yourself with what you create. Students will construct paper or mixed-media collage artworks by creating, cutting, and reassembling various colored and textured papers, photos, text, images, and printed ephemera. Collages can be further embellished with paint, markers, crayons, pencils, stamps, thread, fabric, lace, and 3D objects. Teacher will provide an exploration guide suggesting collage prompts, styles, techniques, and media approaches to inspire students' work in class and beyond. All collage materials and tools will be provided, but students may bring photos, clippings, or other meaningful items to incorporate into their work. **Fee payable with tuition \$20.00.**

Tuition: \$56.00

Members: \$50.40

ENCAUSTIC: LAYERS, TEXTURE, AND TRANSLUCENCY

Leslie Giuliani

Saturday – Sunday, October 4 - 5
10:00AM to 3:00PM

Encaustic, a beeswax-based paint, worked while heated and melted, has properties that no other medium possesses and it comes in the most gorgeous colors, both opaque and transparent. It hardens almost immediately, allowing each layer to remain intact so it can be excavated and revealed when carved or scraped. Texture can be built up very quickly without the need for drying between layers. It can be printed on, drawn on, and is compatible with oil paint, which is used to enhance surface textures. It is also naturally adhesive, perfect for collage. This two-day class will afford lots of time to experiment. Come and try this ancient and still modern medium for yourself. Beginners and advanced are welcome. **Fee payable with tuition \$20.00.**

Tuition: \$200.00

Members: \$180.00

SCULPTURAL MINI BOOK

Janice Baker

Sunday, October 12
10:00AM to 2:00PM

Make a sculptural book using colorful printed papers you make yourself. Find beauty in nature and ordinary objects around us as we explore printmaking and patterning using ink, wax resist, and paint. Create, cut, and re-combine your papers into a sculptural book that pops with the impact of stained glass in 3-D. Previous art experience is not necessary. **Fee payable with tuition \$25.00.**

Tuition: \$56.00

Members: \$50.40

WEAVING

FLOOR LOOM WEAVING: SESSION A

Linda Edwards

10 Wednesdays beginning September 17
9:30AM – 12:30PM

Beginners will learn the fundamentals of weaving by designing a warp, dressing a loom and weaving a sampler of plain and patterned weaves. A second project of the student's choice will complete the term. Advanced students receive individualized instruction and are encouraged to explore the diversity of the craft on four or eight harness looms. Beginners sampler fee of \$12.00 payable in class. Bench time available.

Tuition: \$420.00

Members: \$378.00

FLOOR LOOM WEAVING: SESSION B

Eva Polizzi

10 Thursdays beginning September 18
9:30AM to 12:30PM

Calling weavers of all levels! Beginners will learn to measure a warp, dress a four or eight-harness loom and draft basic patterns for weaving cloth. After completing a short sampler of traditional weave structures, they will plan, design and weave a project of their own choice. More advanced students encouraged to deepen their handweaving skills or try new methods. Individualized help is offered on an as needed basis. Bench time available. Please note that apart from a Beginner's Sampler, students are responsible for their own materials.

Tuition: \$420.00

Members: \$378.00

WEAVING CONTINUED

POTHOLDER WEAVING: TABBY WEAVING ON A PEG LOOM

Diane Villano

Saturday, October 11
10:00AM to 1:00PM

Using 100% cotton loop materials from a New England family-owned mill and a sturdy metal peg loom, create a coordinating pair of potholders with your choice of color ways in a classic tabby weave, featuring herringbone and gingham patterns. You'll finish at least one potholder in class and be able to complete the other at home. You'll also learn how to read a weaving chart and some time saving tips. **Fee payable with tuition \$32.00.**

Tuition: \$42.00

Members: \$37.80

POTHOLDER WEAVING: MASTERING THE BASKETWEAVE

Diane Villano

Saturday, November 8
10:00AM to 1:00PM

Building on the basic tabby weave, explore the design possibilities of longer "floats" which result in double-sided patterns reminiscent of traditional quilting motifs. You'll complete both coordinating potholders in class. **Fee payable with tuition \$32.00.**

Tuition: \$42.00

Members: \$37.80

HOLIDAY EXPO

NOVEMBER 14 - JANUARY 11

Shop Handmade for the Holidays!



DESIGNERS CIRCUS

OCTOBER 2, 3, 4

Thursday & Friday, 10am-5pm

Saturday 10-3pm

Ready for some new fall fashion? Come shop at the Designers Circus pop-up shopping event at Guilford Art Center October 2-4. The GAC gallery will be filled with unique and few of a kind women's clothing and accessories created by over 70 local, national, and international designers.

Designers Circus is Boston's premier destination for creative women's clothing at 50 to 90% below boutique prices, a pop up event and experience in social shopping, all in one!



IN THE GALLERY

SEPTEMBER 8 - 28

Guilford Art League

Annual Juried Show

(Opening Reception: September 12)

NOVEMBER 14 - JANUARY 11

Holiday Expo

(Opening Reception: November 14)

OPEN 7 DAYS A WEEK

Monday-Saturday, 10am-4pm

Sunday, 12-4pm



YOUTH & TEEN CLASSES

AGES 3-5

FRIDAY ART FUN FOR LITTLES

Carole Firth

8 Fridays beginning September 19
3:30PM to 5:30PM

Come create and play! Roll up your sleeves to explore various paints and surfaces, clay, sand creations, marble painting, sculpture, collage, and lots of open-ended and tactile art. We will use scissors, glue, different types of paper, beans, beads, flowers, cardboard, sticks, stones, leaves and more! We will venture outdoors on nice days for a short break. Meet other young creative kids on this fun art adventure! **Please note: No class 10/31** Fee payable with tuition \$18.00.

Tuition: \$240.00
Members: \$216.00

AGE 5+

FALL FAIRIES & GNOMES

Carole Firth

8 Mondays beginning September 15
4:00PM to 6:00PM

Fall is a wonderful season to explore the magical world of the bounty and beauty of the "earth sprites" that live all around us. Using many natural materials like acorn caps, moss, flowers, branches, bark, stones, shells, and grasses, budding artists will create fairy houses and t-pees, gnome abodes, clay animal companions, nature luminaries, magical "scrolls", fairy wind chimes, wands, nature windows and more! Explore, painting, drawing, clay sculpture, and many mixed media applications along the way. We will venture outdoors collecting natural items to incorporate into our artworks. Please bring a water bottle and a small snack. **Please note: No class 10/13** Fee payable with tuition \$18.00.

Tuition: \$240.00
Members: \$216.00

CLAY KILN FIRED POTTERY AND SCULPTURE FOR KIDS

Carole Firth

8 Tuesdays beginning September 16
4:00PM to 6:00PM

Children will learn skills to create kiln fired pottery while engaged in fun projects in the pottery room. They'll experiment with coil, slab, pinch, stamping, imprints, and glazing techniques; and learn how to join clay, how to create sculptural forms and be introduced to a variety of glazing techniques. We will create new projects for the Fall session, including: woodland and mythological animals, tree sculptures, treasure boxes, rain sticks as well as follow children's own unique ideas. Come join the exciting fun and see how your clay pieces can be transformed in the kiln! **Fee payable with tuition \$15.00.**

Tuition: \$240.00
Members: \$216.00

ART & LITERATURE SERIES: THE MAGICAL WORLD OF HARRY POTTER

Carole Firth

8 Wednesdays beginning September 17
4:00PM to 6:00PM

Discover the enchanting, wizarding world of Harry Potter in this exciting new children's art/literature series! Little wizards will be able to use the first book "The Sorcerer's Stone" as a springboard for their own magical and creative works. We will explore themes of Harry's fantastical adventures through creating art in a wide range of mixed media materials, including; clay, sculpture, canvas, painting, drawing, printmaking, fabrics, and even found and natural objects. Children will be able to interpret the story with projects such as; 3-D Hogwarts castles, enchanted forests filled with mythical creatures, dioramas, clay character figures such as messenger owls, cats, flying dragons, and perhaps some "chocolate frogs". We will also have opportunities to create our own personal wands, house banners, Quidditch game pieces, an "invisibility cloak", castle map and even study potion-making with natural dyes. **Fee payable with tuition \$20.00.**

Tuition: \$240.00
Members: \$216.00


AUTUMN AIR DRY CLAY: ANIMALS & MORE

Carole Firth

8 Thursdays beginning September 18
4:00PM to 6:00PM

Come join the tactile fun of creating 3-dimensional clay animal sculptures, vessels, luminaries, boxes, castles, toad houses, trees, and wind chimes. Explore methods to create fall animals such as birds, bats, owls, bugs, woodland animals, as well as mythical creatures! Students can explore their own ideas in clay and create from their imagination. Young artists will learn how to work with high quality air-dry clay, by learning the techniques of slab, rolling, pinching, coiling, stamping, imprinting, joining, and carving patterns with special tools. We will finish our pieces with clay glaze paint and can embellish with a variety of mixed media such as beads, stones and shells. **Fee payable with tuition \$20.00.**

Tuition: \$240.00
Members: \$216.00



HANDS AND HEARTS KIDS CRAFTING

Carole Firth

8 Saturdays beginning September 20
11:30AM to 2:30PM

This exciting new Saturday class will be all about creating interesting handcrafts. We will explore sewing projects such as little animals and pillows with buttons and beads, painted fabric design, found object sculpture, papermaking, creating decorations such as banners and suncatchers, collage friendship boxes, and jewelry too! Come form new friendships with other creative kids, bring your imaginative ideas and enjoy trying new materials! Fee payable with tuition \$22.00.

Tuition: \$360.00

Members: \$324.00



AGE 8+

LET'S GET SEWING: MACHINES AND MORE

Tina McKim

8 Tuesdays beginning September 16
4:00 PM – 6:00 PM

Learn basic sewing machine and hand sewing skills while designing and stitching a variety of creative and fun projects, such as pillows, tote bags, animals, simple tops and more. Proper sewing tools, hand stitching techniques and ironing skills will be covered. Fee payable with tuition \$20.00

Tuition: \$240.00

Members: \$216.00

KIDS POTTERY BY WHEEL & HAND

Alice Chittenden

8 Mondays beginning September 22
4:00PM to 6:00PM

Students will work on the potter's wheel and learn hand building methods as well. Beginners will learn all the basics of pottery while returning students will get a chance to improve their skills on new projects. Students can make some pieces to use for food and drink; there will also be time to explore their own ideas. Several finishing and glazing techniques will be taught. Please note: No class 10/13. Fee payable with tuition \$20.00.

Tuition: \$240.00

Members: \$216.00

CLAY FOR TWEENS

Alice Chittenden

8 Wednesdays beginning September 24
4:00PM to 6:00PM

Students will learn the hand building methods of pinch, coil and slab. These versatile methods can be used singly or in combination. Students will also utilize decorative surface techniques such as carving, stamping and adding clay embellishments. Using the potter's wheel will also be taught. Glazing will enable students to add color and a smooth surface to their work. There will be class projects as well as time for students to pursue their own ideas. Fee payable with tuition \$30.00.

Tuition: \$240.00

Members: \$216.00

TEEN ART CLUB

High school-aged teens are invited to our free, drop-in Art Club—no prior registration or Guilford residency required! Art Club offers creative workshops and a welcoming space to connect fellow young artists. Guilford High School students can take Bus 8 to the Center after school. These workshops are free.

DRAWING A FOUR-PANEL COMIC WORKSHOP

Dove Hellman

Friday, September 26
2:30 PM - 4:30 PM

WITCH-CRAFTS: HALLOWEEN BROOM-MAKING WORKSHOP

Ashley Seneco

Friday, October 31
2:30 PM - 4:30 PM

CHARACTER DESIGN WORKSHOP

Dove Hellman

Friday, November 21
2:30 PM - 4:30 PM

WINTER SOLSTICE CRAFT WORKSHOP

Ashley Seneco

Friday, December 19
2:30 PM - 4:30 PM

TEEN CLASSES

TEEN BLACKSMITHING

SESSION A: *Greg AmEnde*
4 Tuesdays beginning September 9
3:30PM to 5:30PM

SESSION B: *Greg AmEnde*
4 Tuesdays beginning October 7
3:30PM to 5:30PM

SESSION C: *Greg AmEnde*
4 Tuesdays beginning November 4
3:30PM to 5:30PM

SESSION D: *Greg AmEnde*
4 Tuesdays beginning December 2
3:30PM to 5:30PM

This class will teach teen students basic forging techniques. Students will learn how to build and maintain a coal fire, and use the new skills to make several small projects such as hooks, fire pokers, and hand forged jewelry. **Fee payable with tuition \$10.00.**

Tuition: \$200.00
Members: \$180.00

COMICS & GRAPHIC NOVELAS FOR TEENS

Lena Meyerson
8 Mondays beginning September 15
3:00PM to 5:00PM

Interested in making comics or illustrated stories? Or maybe you've started a project but need dedicated time, motivation, and a creative community to help you complete it? This class will offer prompts and exercises for story writing, character design, and setting building, as well as flexible class time where you can choose what you work on. We'll get inspiration from a wide range of illustrators and graphic novelists, and we'll frequently share and discuss our projects with one another, collaborating to find playful solutions throughout our endeavors. **Please note no class 9/29, 10/13 Fee payable with tuition \$15.00.**

Tuition: \$240.00
Members: \$216.00

MATERIAL MAGIC: MULTI-MEDIA COLLAGE FOR TEENS

Paula Ardisone Franco
8 Tuesdays beginning September 16
6:30PM to 8:30PM

Collage is an exciting way to create meaning and explore senses. In Material Magic students will discover how everyday objects and simple materials can become dynamic works of art. Each week pairs a hands-on demo with guided studio time and friendly mini-critiques that build confidence and visual vocabulary. We'll look at inspiring collage artists throughout history every week, and experiment with techniques. No prior art experience needed. Just curiosity and a willingness to play. **Fee payable with tuition \$25.00.**

Tuition: \$240.00
Members: \$216.00

MAKING PUPPETS AND PLAYS

Robin McCahill
8 Wednesdays beginning September 17
3:00PM to 5:30PM

Make a puppet using needle felting and other mediums. Sculpt the head with unique features whether animal, creature or humanoid. Make hands, hooves or paws. Your puppet can be manipulated by rods, wires or strings. Your creation will be about 22" and can be performed on a table or floor. Compose a script and create a set. Work as a group, partner or solo to end with a short performance. Have fun and make some magic! **Fee payable with tuition \$15.00.**

Tuition: \$300.00
Members: \$270.00

TEEN POTTERY

Jessica Reeve
8 Saturdays beginning September 20
1:00PM to 3:00PM

In this class students will learn both hand building and wheel throwing techniques. Students will make functional pottery on the pottery wheel, or by using coils, slabs and pinching. Imaginative sculptural projects are also encouraged, and we will utilize a variety of tools to achieve texture and pattern, along with slips and glazes to decorate the work. **Fee payable with tuition \$20.00.**

Tuition: \$240.00
Members: \$216.00

FREE DROP-IN WORKSHOP

Wednesday, September 24
1:15PM - 3:15PM

Wednesday, October 22
1:15PM - 3:15PM

ON EARLY DISMISSAL WEDNESDAY FOR MIDDLE SCHOOL STUDENTS

Middle School students are welcome to drop in between 1:15-3:15 PM to work on art projects for the afternoon. Students can also do independent exploration with materials on hand. Take an afternoon to enjoy being creative with your peers. Adams Middle School students can walk or take Bus 24 to the Center. No need to register.

FREE



HALLOWEEN YOUTH WORKSHOPS

TERRIFYING PAPER TOYS: HALLOWEEN WORKSHOP

Anne Benkovitz
Youth Ages 8+
Saturday, October 4
1:00PM to 3:00PM

Students will draw, color, cut, and construct 3D Halloween-themed paper characters using blank or pre-colored paper toy templates. The teacher will provide markers, colored pencils, crayons, and paint to color and embellish the toys, as well as glue, tape, brushes, bone folders, scissors, hobby knives, rulers, and cutting mats to assemble them. All skill levels are welcome—very simple to more complex templates will be available. The teacher will also provide a list of recommended books and websites with templates and inspirational paper toys for further exploration. Fee payable with tuition \$15.00.

Tuition: \$30.00
Members: \$27.00

HALLOWEEN ZINES WORKSHOP

Anne Benkovitz
Youth Ages 8+
Saturday, October 11
1:00PM to 3:00PM

Write, draw, and color your favorite (or original) spooky story in a simple zine format you'll construct yourself. Later, you can photocopy multiples to give to friends and family. We'll discuss classic and unusual story arcs, page layout, and how to pace your story using a storyboard. You can use provided markers, colored pencils, crayons, paints, stamps, and colored paper to illustrate your stories, as well as use glue, tape, scissors, and craft knives to assemble them. All skill levels are welcome! The teacher will provide a list of recommended books and websites with paper zine and mini book projects for further exploration. Fee payable with tuition \$15.00.

Tuition: \$30.00
Members: \$27.00

HALLOWEEN MAGIC ART WORKSHOP

Carole Firth
open to ages 4+
Saturday, October 25
3:30PM to 5:30PM

Get into the spirit of Halloween with spooky art projects made with clay and mixed media materials. Children can make magical witch sculptures alongside a familiar such as an owl, toad, cat, or bat. Add brooms, pointed hats, spell books, capes, and brooms to ride. The artists can create their own pots of potions, as well as enchanted cottages to embellish. They will add fairy lights for fantastical nighttime magic! Fee payable with tuition \$15.00.

Tuition: \$30.00
Members: \$27.00

HALLOWEEN MIXED-MEDIA MASK WORKSHOP

Anne Benkovitz
Youth Ages 8+
Saturday, October 25
12:00PM to 4:00PM

Using paper pulp masks as a base, add paper and mixed-media collage materials to create a custom mask to wear for Halloween or hang on display. Students can add color and dimension by drawing, painting, and by cutting and assembling various colored and textured papers, photos, text, images, and printed ephemera. Masks can be further embellished with paint, markers, crayons, pencils, stamps, thread, fabric, lace, ribbon, and 3D objects. Paper cutting, curling, and layering techniques, plus adhesive and sealing methods will be demonstrated. Teacher will provide a guide suggesting various themes, characters, and approaches to consider. All materials and tools will be provided, but students may bring photos or other meaningful items to incorporate into their projects. Parents welcome to attend, must register individually. Fee payable with tuition \$20.00.

Tuition: \$60.00
Members: \$54.00

MEXICAN DAY OF THE DEAD LUMINARIES

Carole Firth
open to ages 7+
Sunday, November 2
12:00PM to 2:30PM

Explore the art of Mexico by creating skull luminaries in the tradition of Mexican Day of the Dead. This vibrant, colorful, celebration in Mexican culture reminds us of the symbiotic relationship of life and death, choosing to honor ancestors, with art, costumes, music, dancing, parade, food, flowers, and reverie. We will use self-hardening clay to form the skull luminaries. We will carve traditional patterns such as flowers, swirls and butterflies and decorate them with a variety of materials like craft jewels, sequins, and marigold flowers. Fee payable with tuition \$15.00.

Tuition: \$37.50
Members: \$33.75



REGISTER ONLINE

GUILFORDARTCENTER.ORG

FINANCIAL AID

Deadline: September 5

Financial aid is available for adults and children based on need and interest. Forms are available on our website (see Financial Aid, under SCHOOL tab) and should be emailed to info@guilfordartcenter.org or mailed to GAC, PO Box 589, Guilford, CT 06437.

CANCELLATION, REFUND, AND PRIVACY POLICIES

If a class or workshop is canceled due to insufficient enrollment, students will be notified and full tuition will be refunded or may be applied toward another course. Students who withdraw from a class or workshop up to two weeks before the first class are eligible for a full refund. Up to one week before the first class, students who withdraw are eligible for a credit, less a \$25 registration and materials fee (if applicable). After that, consideration can only be given with a written medical excuse, or in the case of other extraordinary circumstances. Credits may only be for classes going forward from the date excuse is received by Guilford Art Center.

Students missing a regularly scheduled class will not receive a refund or a makeup class.

Classes not held due to bad weather or instructor's absence will be rescheduled, usually at the end of the semester. Call 203.453.5947 for weather cancellations, which will be announced on the main message line, on the website and our Facebook and Instagram pages.

GUILFORD ART CENTER reserves the right to change its calendar, withdraw or modify course of instruction or substitute instructors at anytime.

Guilford Art Center is committed to your privacy. We will always make sure that any personal information you provide is kept confidential. It will not be sold or shared. Your email address may be used to keep you informed of current and upcoming GAC programs and events.

GAC IS AN ACCESSIBLE CAMPUS. Students who have challenges of any kind—physical, learning, or social—are welcome to participate in our classes. Please reach out to our Education Coordinator to discuss your or your child's needs and suggestions for best meeting them in the classroom.

JOIN US THIS FALL!



REGISTER ONLINE

Go to guilfordartcenter.org for a list of classes and to register.

HAVE QUESTIONS?

Contact us at 203-453-5947 or info@guilfordartcenter.org, Monday-Friday, 10AM-4PM.

ONLINE REGISTRATION SCHEDULE FOR FALL 2025 SEMESTER

Sunday, August 3, 8PM: CERAMICS

Monday, August 4, 8PM: METALS & JEWELRY

Tuesday, August 5, 8PM: WEAVING

Wednesday, August 6, 8PM: ALL CLASSES & WORKSHOPS

All registrations should be done online.

TIPS FOR A SUCCESSFUL REGISTRATION PROCESS

- Registration must be done online. Calling the office will not give students an advantage or guarantee on timing or class priority. GAC staff will be available via phone Monday - Friday 10am -4pm to answer questions and troubleshoot.
- Make sure you are using an updated browser; most often people have issues connecting to online registration because their browser is not supported or updated.
- Renew your Membership in advance of the registration time. This will simplify your registration and speed up the process.

BECOME A MEMBER TODAY!

Your Membership helps the Center to support and develop high quality and innovative classes, workshops, exhibitions and special events.

Choose a Membership level that works for you — individual or family.

Membership benefits include:

- 10% discount on all classes and workshops*
- 10% discount on all Shop purchases
- 10% discount on select Gallery purchases
- Invitations to all special events and openings
- Free admission to all 3 days of Craft Expo on the Guilford Green

JOIN NOW!

[Click here](#)



SCHOOL

Did you know our **SPRING SEMESTER** features more than 75 classes & workshops in a variety of mediums for all ages?

REGISTER NOW!

guilfordartcenter.org

GALLERY

THE GALLERY presents exhibits of contemporary American art and craft and serves as a venue for a number of community arts organizations.

**OPEN YEAR ROUND
7 DAYS A WEEK
FREE TO THE PUBLIC**

SHOP

Every purchase in THE SHOP supports independent working artists and GAC's community and educational programming.

**OPEN 7 DAYS
A WEEK**

THANK YOU TO OUR BUSINESS SPONSORS

PARTNERS

Martha & Terry Maguire
Prospector Partners
Yale New Haven Health

SUPPORTERS

Clarity Software Solutions
Guilford Radiology

FOUNDATIONS

CT Office of the Arts
Community Foundation
for Greater New Haven
Guilford Foundation
NewAlliance Foundation

FRIENDS

Bailey Scarano
Breakwater Books
CK Architects
East River Energy
Ladd Capital Management
MAI Capital Management
Monte Financial Group
Page Hardware & Appliance

REGISTER ONLINE: GUILFORDARTCENTER.ORG

17

ADULT CLASSES